

# Scotland

## Research Outline

### Table of Contents

- Introduction
  - Obtaining Copies Of Publications
  - Using This Outline
- Scottish Search Strategies
- Records At The Family History Library
- The Family History Library Catalog
  - Records Selection Table: Scotland
- Archives And Libraries
- Biography
- Cemeteries
- Census
- Church Directories
- Church History
- Church Records
  - Nonconformist Church Records
- Civil Registration
  - General Historical Background
  - Information Recorded In Civil Registers
  - Finding Civil Registration Records
  - Indexes To Civil Registration Records
- Court Records
  - Types Of Courts
  - Finding Court Records
  - For More Information
- Directories
- Emigration And Immigration
  - General Background
  - Emigration From Scotland
  - Records Of Scottish Emigrants In Their Destination Countries
  - Immigration Into Scotland
- Gazetteers
- Genealogy
- Heraldry
- Historical Geography
- History
- Land And Property
- Language And Languages
- Maps
- Merchant Marine
- Military Records
  - Army
  - Navy
  - Militia
  - Other Branches Of The Military
  - Handbooks On Military History And Military Records
- Names, Personal
- Newspapers
- Nobility
- Occupations
- Periodicals

Probate Records  
  Determining The Court  
  Finding Probate Records  
  Indexes To Probate Records  
  Difficulties In Finding A Probate Record  
Poorhouses, Poor Law, Etc.  
Schools  
Societies  
Taxation  
Other Records For Scotland  
For Further Reading  
Comments And Suggestions

## INTRODUCTION

---

This outline introduces you to records and strategies that can help you discover your Scottish ancestors. It describes the content, use, and availability of major genealogical records.

Generally, *you must know the specific parish or town in Scotland where your ancestor was born* before beginning research in Scotland.

You will need to understand some basic genealogical research procedures. You may want to use the booklet, *Guide to Research* (30971), available at the Family History Library and at Family History Centers.

## Obtaining Copies of Publications

This research outline refers to publications written by staff at the Family History Library. You can obtain these publications in one of three ways:

- Most Family History Centers have copies you can purchase, use, or photocopy.
- The Family History Library has copies you can purchase or use.
- You may order copies from:

Salt Lake Distribution Center  
1999 West 1700 South  
Salt Lake City, UT 84104-4233  
USA

When ordering, use the item number, given in parentheses after the name of the publication, to identify the publication you want.

The Family History Library and Family History Centers have a list of all of the publications available.

## Using This Outline

The “Scottish Search Strategies” section of this outline explains the steps to follow to effectively research your family history. This section is particularly valuable if you are just beginning your research.

The “Records Selection Table” helps you select records to search. The section “Records at the Family History Library” gives a brief overview to the library’s Scottish collection. The “Family History Library Catalog” section explains how to use the library’s catalog to find specific records in the collection.

The outline discusses, in alphabetical order, the major records used for Scottish research, such as “Church Records” and “Civil Registration.” The names of these sections are the same as the topic headings used in the Family History Library Catalog.

Related records and concepts are grouped together under the same heading. For example, in the “Emigration and Immigration” section you will find information about:

- The history of emigration from Scotland.
- Emigration indexes.

At the end of the outline you will also find a brief list of “Other Records” and a short bibliography of sources “For Further Reading.”

## SCOTTISH SEARCH STRATEGIES

---

### Step 1. Identify What You Know about Your Family

Begin your research with family and home sources. Look for names, dates, and places in certificates, family Bibles, letters, obituaries, diaries, and similar sources. Ask your relatives for any more information they may have. It is very likely that your second cousin, great-aunt, or other relative already has some family information. Organize the information you find and record it on pedigree charts and family group record forms.

### Step 2. Decide What You Want to Learn

Select a specific relative or ancestor born in Scotland *for whom you know at least a name, the town or parish where he or she lived in Scotland, and an approximate date when he or she lived there*. It is very helpful to also know his or her religion and the names of other family members born in Scotland.

If you do not have enough information on your Scottish ancestor, review the sources mentioned in “Step 1. Identify What You Know about Your Family,” above. For suggestions on finding your ancestor’s birthplace, see the “Record Selection Table” or the *Tracing Immigrant Origins Research Outline* (34111).

Next, decide what you want to learn about your ancestor, such as where and when he or she was married or the parents’ names. An experienced researcher or librarian can help you choose an objective that you can successfully achieve.

### **Step 3. Select a Record to Search**

Read this outline to learn about the types of records used for Scottish research. To trace your family, you may need to use some of the records described in each section. Several factors can affect which records you search. This outline can help you evaluate the contents, availability, ease of use, time period covered, and reliability of the records. Use the “Records Selection Table” to decide which records to search.

First obtain some background information. Then survey previous research. Finally, search original documents.

***Background Information Sources.*** You may need some geographical and historical information. You can save time and effort by understanding the events and places that affected your ancestors' lives.

- *Locate the town or place of residence.* Examine maps, indexes to place-names, gazetteers, and other place-name finding aids to learn as much as you can about each of the places where your ancestor lived. Identify the major migration routes, nearby cities, county boundaries, other geographical features, and government or ecclesiastical jurisdictions. Place-finding aids are described in the “Maps” and “Gazetteers” sections of this outline.
- *Review local history.* Scotland’s history has greatly affected the development of records of genealogical value. If possible, study a history of the areas where your ancestors lived. Look for clues about the people, places, religions, and events that may have affected their lives and the records about them. Records with information about migration and settlement patterns, government jurisdictions, and historical events are described in the “Church History,” “Gazetteers,” “History,” and “Emigration” sections of this outline.
- *Learn about Scottish jurisdictions.* You will need to know about how Scotland is divided into counties and parishes. See the “Historical Geography” section of this outline.
- *Use language helps.* The records and histories of places will usually be written in English, Latin, or the Scottish variation of English. Some helpful sources are described in the “Language and Languages” section of this outline.
- *Understand naming patterns.* Some families in Scotland followed distinct patterns when naming their children. Understanding these customs may help you find missing ancestors. See “Names, Personal” section of this outline for more information.

**Previous Research Sources.** Most genealogists do a survey of research previously done by others. This can save time and give you valuable information. Look for the following types of information:

- Printed family histories and genealogies
- Biographies
- Local histories
- The International Genealogical Index
- Ancestral File
- Scottish Church Records

Records containing previous research are described in the “Biography,” “Genealogy,” “Periodicals,” and “Societies” sections of this outline. Remember that the information in previous research sources may contain some inaccuracies. Therefore, you will want to verify the information you find in such records with other records.

**Original Records.** After surveying previous research, you will be ready to begin research in original records, many of which you can find on microfilm. These documents can provide primary information about your family because they were generally recorded at or near the time of an event by a reliable witness. To do thorough research, you should search records of:

- Each place where your ancestor lived.
- Each parish of your ancestor’s religion in each place of residence.
- The time period when he or she lived there.
- All jurisdictions that may have kept records about him (town, parish, county and country.)

Many types of original documents are described in this outline.

For each record type, *the paragraph heading used in this outline is the same as the topic used in the Family History Library Catalog.*

## **Step 4. Find and Search the Record**

**Suggestions for Obtaining Records.** You may be able to get the records you need in the following ways:

- *Family History Library.* You are welcome to visit and use the records at the Family History Library. The library is open to the public. There are no fees for using the records. If you would like more information about its services, contact the library at the following address:

Family History Library  
35 North West Temple Street  
Salt Lake City, UT 84150-3400

USA

Telephone: 801-240-2331

Fax: 801-240-1584

- *Family History Centers.* Copies of most of the records on microform at the Family History Library can be lent to Family History Centers worldwide. There are small duplication and postage fees for this service.
- *Photocopies.* The Family History Library and many other libraries offer limited photoduplication services for a small fee. You must specify the exact pages you need. Books protected by copyright cannot be copied in their entirety. However, a few pages can usually be copied for personal research.
- *Archives and local churches.* Most of the original documents you will need are at government, church, and local archives or in local parish offices. While the Family History Library has many records on microfilm, other records are available only at these archives. You can request searches in their records through correspondence (see the “Archives and Libraries” section for more information).
- *Professional researchers.* You can employ a private researcher to search the records for you. Some researchers specialize in Scottish records. Lists of qualified professional researchers are available from the Family History Library. Some archives and record repositories also have lists of researchers who make searches in their offices.

When requesting services from libraries or professional researchers through correspondence, you are most likely to be successful if your letter is brief and very specific. Enclose a self-addressed, stamped envelope (SASE) when writing within your own country. When writing to other countries, enclose international reply coupons (available from large post offices) in place of stamps. You will usually need to send a check or money order in advance to pay for photocopy or research services.

***Suggestions for Searching the Records.*** You will be most successful with Scottish research if you can examine the original records (on microfilm). In some cases, handwritten transcripts of the original records are available. These may be easier to read, but may be less accurate than the original records.

Follow these principles as you search for your ancestor:

- *Search for one generation at a time.* Do not try to connect your family to others who have the same surname who lived more than a generation before your proven ancestor. It is much easier to prove parentage than descent.
- *Search for your ancestor’s entire family.* The records of each person in a family may contain clues for identifying other family members. In most families, children were born at regular intervals. If there appears to be a longer period between some children, reexamine the records for a child who may have been overlooked. Consider looking at other records and in other places to find a missing family member.
- *Search each source thoroughly.* The information you need to find a person or trace the family further may be a minor detail in the record you are searching. Note the occupation of your ancestor and the names of witnesses, godparents, neighbors, relatives, guardians, and others. Also note the places they are from.

- *Search a broad time period.* Dates obtained from some sources may not be accurate. Look several years before and after the date you think an event, such as a birth, occurred.
- *Look for indexes.* Some records have indexes. However, many indexes are incomplete. They may only include the name of the specific person the record is about. They may not include parents, witnesses, and other incidental persons. Also, be aware that the original records may have been misinterpreted or names may have been omitted during indexing.
- *Search for prior residence.* Information about previous residences is crucial to continued successful research.
- *Watch for spelling variations.* Look for the many ways a name could have been spelled. Spelling was not standardized when most early records were made. You may find a name spelled differently than it is today.

***Record Your Searches and Findings.*** Copy the information you find and keep detailed notes about each record you search. These notes should include the author, title, location, call numbers, description, and results of your search. Most researchers use a research log for this purpose.

## **Step 5. Use the Information**

***Evaluate the Information You Find.*** Carefully evaluate whether the information you find is complete and accurate. Ask yourself these following questions:

- Who provided the information? Did the person witness the event?
- Was the information recorded near the time of the event, or later?
- Is the information consistent and logical?
- Does it suggest other places, time periods, or records to search?

***Record Your Searches and Findings.*** Your family's history can become a source of enjoyment and education for yourself and your family. Contributing your information to Ancestral File is a good way to share information. See *Contributing to Ancestral File* (34029) for more information. In addition, you may want to compile your findings into a family history. You can share copies of your history with family members, the Family History Library, and other archives.

If you are a member of The Church of Jesus Christ of Latter-day Saints, be sure to submit information about your deceased family members so you can provide temple ordinances for them. Your ward family history consultant or a library staff member at the Family History Library or your Family History Center can assist you. You can also use *A Member's Guide to Temple and Family History Work* (34697) to learn how to submit the names of your deceased ancestors.

# RECORDS AT THE FAMILY HISTORY LIBRARY

---

## Microform Records

The Family History Library presently has microfilms and microfiche containing information about people who have lived in Scotland. Most of the library's records have been obtained through an extensive (and ongoing) acquisition program. The library has microform copies of records found in government archives, church archives, and private collections. These records include:

- Birth, marriage, and death records from churches and civil officials.
- Land records.
- Census.
- Probate records.
- Military records.

However, the library does not have records for every time period or every place in Scotland.

## Printed Records

The library has volumes of books and other printed materials helpful for Scottish research.

Copies of some of these books are available in microform. These include such books as:

- Atlases and maps.
- Histories.
- Family histories.
- Gazetteers.
- Handbooks and manuals.
- Periodicals.

An index to many of the books and microfilms in the Family History Library is:

*Smith's Inventory of Genealogical Sources: Scotland.* Salt Lake City: The Church of Jesus Christ of Latter-day Saints. Family History Library, 1994. (FHL book 941 D23s; fiche 6110528.)

## FamilySearch™

FamilySearch™ is a collection of computer files containing several million names. It is a good place to begin your research. Some of the records come from compiled sources; some have been automated from original records.

Once you select a file and type in a name, the computer searches the file and finds any names that match. The computer even finds last names that are spelled differently but sound the same. You can then view a full screen of information about the individual, including dates and places of birth, marriage, and death and names of parents, children, and spouses.

FamilySearch™ is available at the Family History Library in Salt Lake City, Utah; at Family History Centers worldwide; and at some public and private libraries in the United States, Canada, and a number of other countries.

The FamilySearch™ files useful for Scottish research include:

- *Ancestral File*. Ancestral File contains family history information gathered from family group records and pedigrees that have been contributed since 1979. The file already contains millions of names. You may contribute your family history information to Ancestral File. For more information, see the publication *Contributing Information to Ancestral File* (34029), available at the Family History Library and Family History Centers.
- *Family History Library Catalog*. The Family History Library Catalog on FamilySearch™ is an automated edition of the Family History Library's catalog. The automated edition allows you to quickly find information about sources available through the library and obtain the library call numbers.
- *International Genealogical Index*. The International Genealogical Index provides the names and vital information—including birth, christening, or marriage dates—of deceased people who lived in Scotland. The index includes names extracted by volunteers from parish registers and civil registrations and names submitted by other researchers. The International Genealogical Index contains so much information about people from Scotland that it is important to search this file when beginning research on any name.
- *Scottish Church Records*. Scottish Church Records is an automated index to the christenings and marriages of the Church of Scotland. It dates from early times up to the end of 1854. The Family History Library also has microfilm copies of the original records.

## THE FAMILY HISTORY LIBRARY CATALOG

---

The key to finding a record in the Family History Library's collection is the Family History Library Catalog. The catalog describes the library's records and provides the call number and floor location. Microfiche copies of the catalog are at the Family History Library and at each Family History Center. You can also search the catalog on computers at the library and at some centers.

The Family History Library Catalog on microfiche is divided into four major searches:

- Locality Search
- Surname Search
- Subject Search
- Author/Title Search

The Family History Library Catalog on compact disc, which is part of FamilySearch™, has four searches:

- Locality Search
- Surname Search
- Film Number Search
- Computer Number Search

To find the call numbers of the records described in this outline, you will most often use the Locality Search. The *section headings* in this outline that describe types of records (such as “Church Records”) are the same as the *topic headings* found in the Locality Search of the Family History Library Catalog.

The Locality Search of the Family History Library Catalog lists records by the area they cover.

- To find records that contain information about people from more than one part of the British Isles, such as military records, look under *Great Britain*.
- To find records that relate to people from Scotland only, look under *Scotland*.
- To find records that apply to a county in Scotland, look under *Scotland* and the name of the county.
- To find parish and city records, look under *Scotland*, the name of the county, and the name of parish or city.

You may need to look at each geographic level (Great Britain, Scotland, county, city, and parish) to find all records that apply to the place in which you are interested.

For example, look in the Locality Search for the following:

- The *place* where an ancestor lived, such as:

***GREAT BRITAIN SCOTLAND SCOTLAND, AYR SCOTLAND, AYR, MUIRKIRK***

- Then the *record type* you want, such as:

**GREAT BRITAIN - *MILITARY RECORDS* SCOTLAND - *GENEALOGY* SCOTLAND, AYR - *CHURCH RECORDS* SCOTLAND, AYR, MUIRKIRK - *MAPS***

- The record type, or subject, may be further subdivided, for example:

**[LOCALITY] - GENEALOGY - *HANDBOOKS AND MANUALS* [LOCALITY] - CENSUS - *1851 - INDEXES***

This outline also provides some library call numbers, which appear in parentheses. They are preceded by *FHL*, the abbreviation for Family History Library.

## Records Selection Table: Scotland

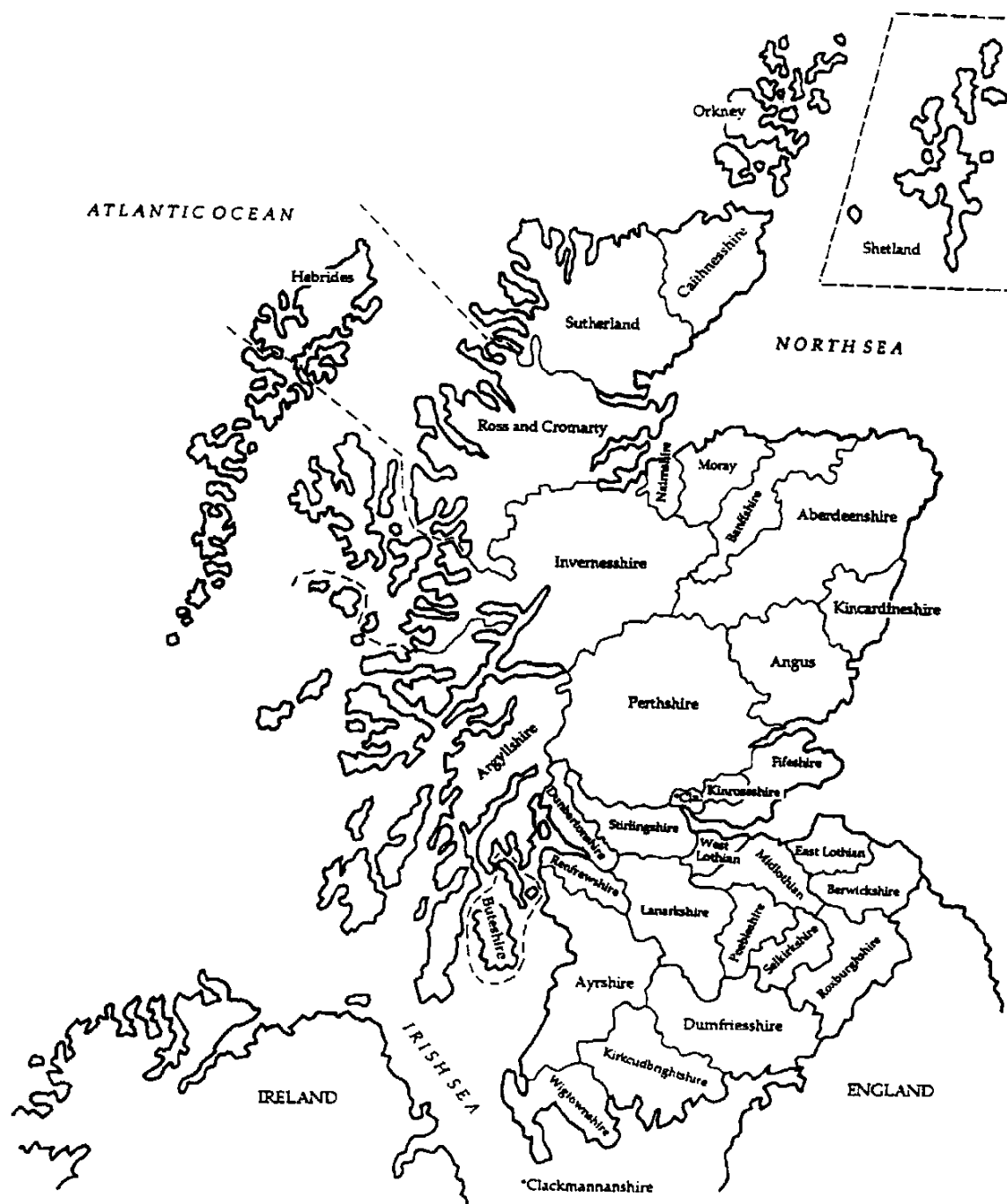
The table below can help you decide which type of Scottish records to search. Similar types of records in the country to which your ancestor immigrated may provide the information you need. Column 1 lists types of information you may need. Column 2 lists the sections of this outline that discusses the records that are most likely to have the information you need. Column 3 lists other sections that may be useful. The section headings used in columns 2 and 3 are the same headings as those used in the Locality Search of the Family History Library Catalog.

1. If You Need	2. Look First In	3. Then Search
Age	Census, Civil Registration, Church Records	Cemeteries, Military Records, Biography
Birth date	Civil Registration, Church Records	Cemeteries, Genealogy, Military Records, Newspapers, Occupations, Biography
Birthplace	Census, Church Records, Civil Registration,	Cemeteries, Genealogy, Newspapers, Military Records, Occupations, Biography
Boundaries of parishes, districts, and counties	Gazetteers	History, Maps
Death	Cemeteries, Church Records, Civil Registration, Newspapers	Court Records, Probate Records, Land and Property, Biography
Historical background	Genealogy, History	Church History
Emigration date	Emigration and Immigration,	Church Records
Language helps	Language and Languages	
Living relatives	Civil Registration, Directories, Census	Newspapers, Periodicals, Societies, Biography
Maiden name	Civil Registration, Church Records	Cemeteries, Census, Land and Property, Probate Records, Biography
Marriage	Church Records, Civil Registration,	Biography, Genealogy, Newspapers, Nobility
Occupation	Church Records, Census, Directories, Civil Registration, Occupations,	Court Records; Poorhouses, Poor Law, Etc.; Land and Property, Biography

	Probate Records	
Parents, children, and other family members	Census, Church Records, Civil Registration, Probate Records	Cemeteries, Land and Property, Schools, Biography
Physical description	Military Records, Court Records	Biography, Newspapers, Occupations
Place-finding aids	Gazetteers, Maps	Directories, History, Historical Geography, Land and Property, Periodicals
Places of residence	Census, Church Records, Civil Registration, Directories	Land and Property, Probate Records, Biography
Place of residence when you know only the county	Civil Registration, Church Records, Land and Property, Probate Records, Taxation, Census	Cemeteries
Previous research (compiled genealogy)	Biography, Genealogy, Societies	Nobility, Periodicals
Record-finding aids	Archives and Libraries, Genealogy	Periodicals, Societies
Religion	Biography, Church Records, Civil Registration	Census, Cemeteries, Genealogy, History
Understanding names	Names (Personal)	

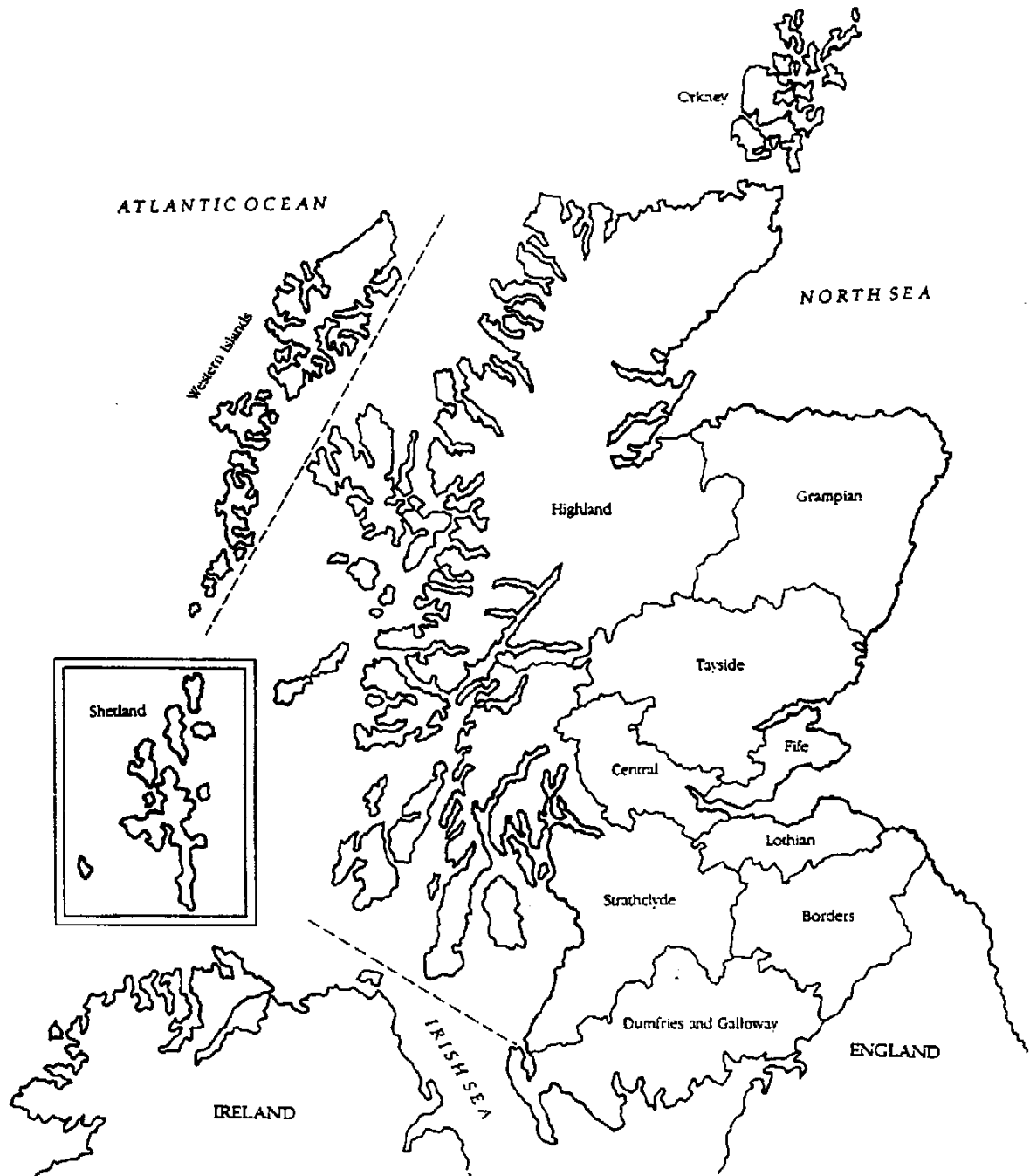
# Scotland

(Boundaries Before 1974)



# Scotland

(Boundaries after 1974)



## Finding Place-Names in the Family History Library Catalog

The Locality Search of the Family History Library Catalog uses the pre-1974 county names. To find which county a town is filed under, you can use one of the following strategies:

- If you are using the microfiche version of the Family History Library Catalog, use the “see” references on the first few microfiche of the Locality Search for Scotland.
- If you are using the compact disc version of the Family History Library Catalog, type the city or parish in the “Locality Browse” screen. The computer will display a list of places with that name.

To find records in the Family History Library Catalog, use the spellings of place-names as they appear in:

Groom, Francis H. *Ordnance Gazetteer of Scotland*. 6 vols. Edinburgh: Thomas J. Jack, Grange Publishing Works, 1883-6. (FHL book Ref 941 E5g; fiche 6020391-411.) This set of gazetteers alphabetically lists place-names as they were during the 1880s. A brief description includes distance from other nearby places, name(s) of the church denomination(s) in the area, historical background, and the civil district.

For more information about place-names, see the “Gazetteers” and “Maps” sections of this outline.

## ARCHIVES AND LIBRARIES

---

Archives collect and preserve original documents of organizations such as churches or governments. Libraries generally collect published sources such as books, maps, and microfilm. This section describes the major repositories of genealogical and historical records and sources for Scotland.

If you plan to visit one of these repositories, contact the organization and ask for information about its collection, hours, services, and fees. Ask if they require you to have a reader’s ticket (a paper indicating you are a responsible researcher) to view the records, and ask how to obtain one.

Although the records you need are in an archive or library, the Family History Library may have printed or microfilmed copies of them.

In Scotland, several types of repositories have records of value to the family historian.

### National Archives

**Scottish Record Office.** This office collects government, legal, and other records for which they are the most suitable repository. You need a reader’s ticket to use its collection.

Scottish Record Office  
HM General Register House  
Princes Street  
Edinburgh EH1 3YY  
Scotland

Guides to this record office are:

Sinclair, Cecil. *Tracing Your Scottish Ancestors: A Guide to Ancestry Research in the Scottish Record Office*. Edinburgh: Her Majesty's Stationery Office, 1990. (FHL book 941 D27s.)

Sinclair, Cecil. *Tracing Scottish Local History: A Guide to Local History Research in the Scottish Record Office*. Edinburgh: Her Majesty's Stationery Office, 1994. (FHL book 941 H27s.)

The *National Inventory of Documentary Sources* includes other inventories and catalogs from this record office.

**National Library of Scotland.** This library houses manuscript material relating to Scotland, such as historical documents, family papers, and archives of organizations. A reader's ticket is required.

National Library of Scotland  
Department of Manuscripts  
George IV Bridge  
Edinburgh EH1 1EW  
Scotland

**The Registrar General.** This office contains records of births, marriages, and deaths from 1855 to the present; census; and the Old Parochial Registers.

The Registrar  
General Search Unit  
New Register House  
Edinburgh EH1 3YT  
Scotland

**The Public Record Office.** This office collects records of the British government (such as parliamentary papers) and law courts from 1086 to the present. It is in England but has many Scottish records. You need a reader's ticket to use its collection.

The Public Record Office  
Ruskin Avenue, Kew  
Richmond, Surrey TW9 4DU  
England

A guide to this repository is:

Bevan, Amanda, and Andrea Duncan. *Tracing Your Ancestors in the Public Record Office*. 4th. ed. London: Her Majesty's Stationery Office, 1990. (FHL book 942 A5p no. 19 1990.)

## University Libraries

University libraries house family papers, estate records, and other historical and genealogical material. Three main ones are:

Aberdeen University Library  
Manuscripts and Archive Section  
King's College  
Aberdeen AB9 2UB  
Scotland

University of Edinburgh Library  
George Square  
Edinburgh EH8 9LJ  
Scotland

University of Glasgow  
Archives  
The University  
Glasgow G12 8QQ  
Scotland

## Regional and District Archives

Regional and district archives collect records about the areas that they cover. These archives may have valuable records to help you in your search for your ancestors.

The Scottish Records Association has published a brief summary (datasheet) of the holdings of regional and district archives. To find the number of the datasheet for the archive you want, see the back page of:

*Scottish Records Association Conference Report*. No. 15 1990. Edinburgh: Scottish Records Association, 1983-. (FHL book 941 J55s No. 15 Oct 1990.) The book call number for the datasheets is FHL book 941 J55d no. 6.

To obtain addresses for the regional and district archives, consult the following books:

Foster, Janet, and Julia Sheppard. *British Archives: A Guide to Archive Resources in the United Kingdom*. 3rd ed. New York: Stockton Press Ltd., 1995. (FHL book 942 J54f 1995.)

*Libraries in the United Kingdom and the Republic of Ireland*. 18th edition. London: The Library Association Publishing Limited, 1992. (FHL book 942 A5lu.)

Dunsire, Gordon, and Brian Osborne, eds. *Scottish Library and Information Resources*. Motherwell: Scottish Library Association, 1991. (FHL book 941 J54s.)

## Public Libraries

Public libraries collect many published sources such as local histories, city directories, maps, newspapers, family histories, and parish registers. Some libraries collect completed indexes and published materials from the local family history societies. The books mentioned in the previous section, “Regional and District Archives,” also list addresses of public libraries.

## Local History Libraries

Local history library staff collect and write histories of the people and places in their locale. Addresses for the local history libraries are available in:

Malcolm Pinhorn. *Historical, Archaeological and Kindred Societies in the United Kingdom: A List*. Isle of Wight: Pinhorns, 1986. (FHL book 942 C4h 1986.)

## Special Archives

City, occupational, and ecclesiastical archives also hold family history information. The holdings and services of these places vary widely. The book, *British Archives*, listed under “Regional and District Archives,” gives more information about special archives.

## Published Inventories, Catalogs, and Schedules

Most archives have catalogs, inventories, guides, or periodicals that describe their collections and how to use them. If possible, study these guides before visiting so you can use your time more effectively.

The Family History Library Catalog lists many published inventories, guides, catalogs, and directories for archives and libraries under:

SCOTLAND - ARCHIVES AND LIBRARIES  
SCOTLAND, [COUNTY] - ARCHIVES AND LIBRARIES  
SCOTLAND, [COUNTY][CITY] - ARCHIVES AND LIBRARIES

A microfiche collection of inventories, calendars (lists), and finding aids for British archives, libraries, and museums is the *National Inventory of Documentary Sources in the United Kingdom and Ireland*. It provides a detailed listing of the box, folder, or sometimes individual documents contained in various collections. These calendars are invaluable in helping you determine which documents may be useful to your research. The *National Inventory* also provides document numbers, which you can use to order copies of the documents you want.

A name and subject index to this collection is:

*Index to NIDS, National Inventory of Documentary Sources*. London: Chadwyck-Healey, 1986-. (FHL fiche 6341118; FHL compact disc 1313 no. 10.)

You can find the inventories and calendars by looking in the Locality Search of the Family History Library Catalog under one of the following headings. Then, find the specific archive you are interested in.

SCOTLAND - ARCHIVES AND LIBRARIES - INVENTORIES, REGISTERS, CATALOGS - INDEXESSCOTLAND, [COUNTY] - ARCHIVES AND LIBRARIES - INVENTORIES, REGISTERS, CATALOGS - INDEXESSCOTLAND, [COUNTY], [CITY] - ARCHIVES AND LIBRARIES - INVENTORIES, REGISTERS, CATALOGS - INDEXES

The inventories and catalogs included in the *National Inventory of Documentary Sources* are listed as finding aids. To see a complete list of the record offices, archives, and repositories included in the *National Inventory of Documentary Sources* look in the Author/Title Search of the Family History Library Catalog on microfiche under NATIONAL INVENTORY OF DOCUMENTARY SOURCES IN THE UNITED KINGDOM AND IRELAND.

## General Guides

A guide to the archives and libraries in Great Britain is:

Foster, Janet, and Julia Sheppard. *British Archives: A Guide to Archive Resources in the United Kingdom*. 3rd ed. New York: Stockton Press Ltd., 1995. (FHL book 942 J54f 1995.) This guide lists addresses, major records, and publications of various repositories in the United Kingdom. It is indexed by county and by type of collection.

You can find what information the Family History Library has on these repositories and their holdings by looking in the Family History Library Catalog under:

GREAT BRITAIN - ARCHIVES AND LIBRARIESSCOTLAND - ARCHIVES AND LIBRARIESSCOTLAND - [COUNTY] - ARCHIVES AND LIBRARIESSCOTLAND, [COUNTY], [CITY] - ARCHIVES AND LIBRARIES

## Computer Networks and Bulletin Boards

Computers with modems can be useful tools for obtaining information from selected archives and libraries. In a way, computer networks themselves serve as a library. The Internet, certain computer bulletin boards, and commercial on-line services help family history researchers:

- Locate other researchers.
- Post queries.
- Send and receive E-mail.
- Search large databases.
- Search computer libraries.
- Join in computer chat and lecture sessions.

You can find computerized research tips and information about ancestors from Scotland in a variety of sources at local, state, national, and international levels. The list of sources is growing rapidly. Most of the information is available at no cost.

Addresses on the Internet change frequently. As of April 1997, the following sites are important gateways linking you to many more network and bulletin board sites:

•GENUKI

<http://genuki.org.uk/>

A cooperative effort made by many genealogical and historical societies to list databases, libraries, bulletin boards, and other resources available on the Internet for parishes and counties.

## BIOGRAPHY

---

A biography is a history of a person's life. In a biography, you may find the individual's birth, marriage, and death information and the names of parents, spouse, children, or other family members. Use the information carefully because there may be inaccuracies.

You can find biographies in the Surname section of the Family History Library Catalog. For biographies of royalty, nobility, and those with coats of arms, see the "Nobility" section of this outline.

Thousands of biographies have been gathered and published in collections of biographies, sometimes called *biographical encyclopedias* or *dictionaries*. Usually these only include biographies of prominent or well-known British subjects. Others contain biographies of specific groups such as painters, ministers, radicals, or architects.

Search the BIOGRAPHY headings in the Locality Search of the Family History Library Catalog if your ancestor played an important part in a group or occupation. For prominent businessmen, leaders, religious, or historical figures, the following are important sources:

*British and Irish Biographies*. London: Chadwyck-Healey, 1986-. (On more than 1,500 FHL microfiche beginning with 6027692.) This is a major, growing collection of various biographies and directories. A major portion of the collection is indexed (FHL fiche 6342001, 325 fiche). To find fiche numbers and index references, see *Register to Family History Library Microfiche Numbers for British and Irish Biographies, 1840-1940* (Salt Lake City, Utah: Family History Library, 1989; FHL book Ref 942 A3cj).

You can find this collection in the Author/Title Search of the Family History Library Catalog on microfiche under BRITISH AND IRISH BIOGRAPHIES.

***British Biographical Archives***. New York: K. G. Sauer, Inc, 1986. (FHL fiche 6029709-732, 1160 fiche.) This collection of biographies is taken from 324 printed sources and covers 1600 to 1900.

Chalmers, Alexander. *The General Biographical Dictionary*. Rev. ed. 32 vols. London: J. Nichols, 1812. (FHL book Ref 920.042 C353g.) This is a historical and critical account of the lives and writings of most eminent British persons from 1060 to 1812. It is arranged alphabetically and has an index in each volume.

*Dictionary of National Biography*. London, England: Smith, Elder, & Co., 1885. (FHL book Ref 920.042 D561n; fiche 6051261, 278 fiche.) This series includes biographies of British subjects whose careers would be of interest to many people. It includes people who lived from 1500 to 1980.

You will usually find collective biographies listed in the Locality Search of the Family History Library Catalog under:

GREAT BRITAIN - BIOGRAPHYSCOTLAND - BIOGRAPHYSCOTLAND, [COUNTY] - BIOGRAPHYSCOTLAND, [COUNTY], [PARISH or CITY] - BIOGRAPHY

You may find some collections under the topic GENEALOGY.

## CEMETERIES

---

Tombstone inscriptions are an important source in family history research. They may include birth, marriage, and death information. They sometimes give more information than the parish burial register or civil death certificate, such as military service, occupation, or cause of death. Tombstone inscriptions are especially helpful for identifying ancestors not in other records. Since relatives may be buried in adjoining plots, search the entire record.

To find tombstone inscriptions, you need to know where an individual was buried. The person may have been buried in a church, city, or public cemetery—usually near the place where he or she lived or died. You can find clues to burial places in church records, death certificates, or family histories.

Tombstone inscriptions might not always be correct, but they often gives clues to other records to search.

Many Scottish tombstone inscriptions have been recorded and published in printed form. The Family History Library has many of these publications. To find a book or microfilm call number, look in the Family History Library Catalog under:

SCOTLAND - CEMETERIESSCOTLAND, [COUNTY] - CEMETERIESSCOTLAND, [COUNTY], [PARISH] - CEMETERIES

Local libraries of the area might also have tombstone transcripts. Since burial records in Scotland are scarce, tombstone inscriptions are important. Even when burial records exist, tombstone inscriptions might provide information that the burial record does not.

Most cemeteries before 1850 were connected to the Church of Scotland. Even people who were not members were buried in church cemeteries of the parish in which they lived.

Sometimes a family in Scotland purchased a *lair* (burial plot). Some of the registers that record these purchases still exist. They may provide valuable information such as the owner's name and address, date of purchase, names and dates of the deceased, and the relationship to the owner. You may find these registers at the local church; the local registrar of births, marriages, and deaths; a local history library; or the council archives.

## CENSUS

---

A census is a count and description of the population. Census records are a valuable source of genealogical information for Scotland, giving names, ages, and places of birth.

Various types of censuses have been taken by different British authorities for their own purposes. This section only discusses censuses intended to include the whole population.

### Understanding the Census

The Scottish government has taken a census every ten years since 1801 except in 1941. The censuses from 1841 to 1891 are available for public use.

Census takers were instructed to list only those persons who spent the night in the household when the census was taken. People who were traveling, at boarding schools, or working away from home are listed where they spent the night. For example, night watchmen are often listed at their employer's business address rather than with their families.

You will find the following information in censuses:

**1801 to 1831.** These censuses contain only statistical information. However, some parishes compiled lists of names when they gathered the information needed for the census.

**1841.** The 1841 census was taken on 7 June 1841. It lists each member of every household with their name, sex, address, occupation, and whether or not they were born in the county.

The census takers usually rounded the ages of those over fifteen down to a multiple of five years. For example, someone who was actually fifty-nine would be listed as fifty-five.

**1851 and Later.** From 1851 to 1931, censuses were taken between 31 March and 9 April. These censuses list the names, ages, occupations, relationships to the head of the household, and parish and county of birth (except foreign births, which give country only) of each member of the household.

## **Finding Census Records**

The Family History Library has 1841 through 1891 censuses on microfilm. To obtain the microfilm numbers, look in the Family History Library Catalog under SCOTLAND, [COUNTY], [PARISH] - CENSUS.

You can also obtain microfilm numbers from a register called:

*Scottish Census*. Salt Lake City: Genealogical Society of Utah, 1989. (FHL Reg. 941 X2ce; fiche 6035795.)

The 1841 and 1851 censuses are listed twice in the catalog and in the *Scottish Census*, mentioned above. This is because these two censuses were microfilmed twice. There is little difference between the filmings.

You can also find census records at the:

Registrar General  
Search Unit  
New Register House  
Edinburgh, EH1 3YT  
Scotland

## **Searching Census Records**

When searching any census records, remember:

- Information may be incorrect.
- Accept the ages with caution.
- Given names may not be the same as the names recorded in church or vital records.
- Names may be spelled as they sound.
- Place-names may be misspelled.
- If the family is not at the expected address, search the surrounding area.
- When you find your family in one census, search the earlier or later census records to find additional family members.
- Individuals missing from a family may be listed elsewhere in the census.
- There could be more than one family in the same locality by the same name with very similar information. Check the census thoroughly.
- There could be surname or street indexes for the locality which can shorten the search.
- A woman, especially a widow, might be listed under her maiden name.

## Census Indexes

Since more indexes to the Scottish census are becoming available, it is always wise to see whether a surname index or a street index exists before you search the actual census.

The following source lists some surname and street indexes:

Gibson, Jeremy, ed. *Marriage, Census and Other Indexes for Family Historians*. 6th ed. Birmingham: Federation of Family History Societies, 1996. (FHL book Ref 942 D22m 1996.)

Many family history societies are indexing census records, so it is good to check with a local society to see if they have a surname index to the census for their area. Other archives and repositories may also have indexes.

The Family History Library has some surname and street indexes. To find them, look in the Locality Search of the Family History Library Catalog under:

SCOTLAND - CENSUS - [YEAR] - INDEXESSCOTLAND, [COUNTY], - CENSUS - [YEAR] - INDEXESSCOTLAND, [COUNTY], [PARISH or TOWN] - CENSUS - [YEAR] - INDEXES

**1881 Surname Indexes.** The entire 1881 Scottish census has been indexed. Each county has:

- Indexes by surname, birthplace, and census place.
- A transcription of the census as it appears on the microfilm.

The indexes and transcriptions are available on microfiche at the Family History Library, Family History Centers, the Registrar General, and at record offices and family history societies in the British Isles.

A national index for Scotland is also available. The national index consists of a surname index and a birthplace index. The county birthplace indexes are organized first by surname and then by birthplace. The national birthplace index is organized first by birthplace and then by surname.

To find the numbers for the 1881 census indexes, look in the Family History Library Catalog under:

SCOTLAND - CENSUS - [1881] - INDEXESSCOTLAND, [COUNTY], - CENSUS - [1881] - INDEXES

**Street Indexes.** If possible, find your ancestor's street address for the time period of the census you are searching. In larger towns or cities, an address will help you find your ancestor in a census, especially if a street index exists for the town. Knowing the address can also help you search other records.

You might find an address in letters, directories, civil registration certificates, church records, court records, and tax records.

Street indexes are available for some towns and cities in Scotland. You can find the indexes and the census film numbers in the Locality Search of the Family History Library Catalog under SCOTLAND, [COUNTY], [CITY] - CENSUS - [YEAR] - INDEXES.

Street indexes are also listed in the front of the following register:

*Scottish Censuses*. Salt Lake City: Genealogical Society of Utah, 1989. (FHL Reg 941 X2Ce; fiche 6035795.)

## CHURCH DIRECTORIES

---

A church directory lists church ministers and parishes and other ecclesiastical jurisdictions, such as presbyteries, dioceses, and so forth. Directories can provide important information, including:

- Addresses for church officials.
- Lists of church jurisdictions and headquarters.
- Chronological lists of principal church officials.
- Brief biographies or career summaries of current ministers.
- Addresses of church schools or other institutions.

Directories exist for many denominations. To find the call number for a directory in the Family History Library, look in the Family History Library Catalog under SCOTLAND - CHURCH DIRECTORIES.

You can also find directories in other libraries, archives, and repositories.

## CHURCH HISTORY

---

Effective research in church records requires some understanding of your ancestor's religion and the events that led to the creation of church records.

The following major events affected Scottish church history and records:

1552	Roman Catholic parishes are ordered to keep a register of baptisms and banns of marriage.
1560	Protestantism is established and the authority of the pope abolished.
1592	The Presbyterian Church is formally established.
1600	Scotland changes from using the Julian calendar to using the Gregorian calendar .

1610	James VI establishes the Episcopal Church.
1638	The Episcopal Church is abolished by the General Assembly of Presbyterians at Glasgow. Although the government did not recognize this move, Episcopalians were persecuted. They sometimes hid or destroyed their registers or did not keep them at all.
1640	An estimated five percent of the parishes of the Presbyterian Church are keeping records by this date.
1641	Charles I and the English Parliament acknowledge the Presbyterian Church in Scotland.
1661	The Episcopal Church is reestablished under Charles II.
1690	The Presbyterian Church is permanently restored and becomes the Church of Scotland.
1733	Four ministers break away from the Presbyterian Church and set up the Secession Church.
1745	The Secession Church divides. The new denomination is known as the Anti-Burgers Church.
1752	Three ministers secede from the Presbyterian Church and form the Relief Church. By 1790, this church has about 150,000 members. The Relief Church keeps its own records.
1783	The government imposes a tax on every christening, marriage, and burial entry recorded in church records, causing many entries not to be registered.
1792	The laws against Episcopalians are repealed, allowing them to worship and keep records.
1700s	During the eighteenth century, particularly after 1730, many nonconformist groups form. Many preachers come from England, but they usually keep only personal records of conversions, and many conversions are not recorded locally. Prominent among these groups are the Baptists, Methodists, and Congregationalists (Independents).
1820	Parishes are required to keep register books.
1829	Roman Catholics are permitted by law to buy and inherit property and keep records.
1843	Ministers break away from the Presbyterian Church and form the Free Church.
1847	The Secession and Relief Churches combine to form the United Presbyterian Church. At that time, the Free Church had five million members, and the United Presbyterian Church had two million members.

For more information on church history or the history of a particular denomination, see the Family History Library Catalog under:

## SCOTLAND - CHURCH HISTORYSCOTLAND, [COUNTY] - CHURCH HISTORY

### Parish Histories

Histories written about individual parishes can provide information on the parish, the churches within the parish, schools, and the population of the parish. The following book contains brief parish histories:

*Statistical Accounts of Scotland*. Wakerfield, England: EP Publishing Limited, [197?]. (FHL book 941 B4sa.) This work has three series covering different time periods.

For other parish histories, look in the Family History Library Catalog under SCOTLAND, [COUNTY], [PARISH] - CHURCH HISTORY.

### CHURCH RECORDS

---

Church records are an excellent source for accurate information on names, dates, and places of birth, marriage, and death. Most people who lived in Scotland before the midnineteenth century are listed in church records. Since civil authorities did not begin registering vital statistics until 1855, church records are the best source of family information before this date.

Church officials record christenings, marriages, and burials in registers. These are generally known as *parish registers*. Parish registers may also give birth or death dates. In addition, church officials kept other types of records such as kirk session (parish court) records.

It is helpful to know the parish where your ancestor was born, married, or died so you can search parish registers. If you do not know the parish but know the name of a village or town, you may use a gazetteer (see the “Gazetteers” section of this outline).

Maps that show parish boundaries can help you determine which parish records to search and identify neighboring parishes. The following books contain maps that show parish boundaries:

*Civil Parishes and Counties of North East Scotland Showing Overall Dates of Old Parochial Records: Held in Edinburgh and Available Worldwide on Microfilm*. [Scotland]: Aberdeen and North East Scotland Family History Society, [198-]. (FHL Map Case 941 E7c.)

*The Phillimore Atlas and Index of Parish Registers*. 2nd ed. Chichester, England: Phillimore & Co. Ltd., 1995. (FHL book 942 E7pa.)

*Parish Maps of Scotland*. Salt Lake City: Genealogical Society of Utah, 1991. (FHL book 941 E7ch 1991; fiche 6036350.)

*Philips' Handy Atlas of the Counties of Scotland 1882*. London: G. Phillip, 1882. (FHL book 941 E7p; film 423175.)

## **Presbyterian Church (Church of Scotland) Records**

The Presbyterian Church has been the state church of Scotland since 1690.

The organization of the Church of Scotland is as follows:

- The General Assembly is the highest governing body.
- The synod governs several presbyteries.
- The presbytery governs several parishes.
- The parish is the lowest governing body.

Each local parish (*pairish*, *parochin*) keeps records. *Quoad sacra* parishes are those set up for ecclesiastical purposes to take care of those people who could not conveniently attend the parish church. To find records of people living in *quoad sacra* parishes, you must search the surrounding parishes.

The amount of information in registers varies from parish to parish. Later records generally give more complete information than earlier ones. Some early parish registers may be in Latin. Scotland has its own version of English, so you may need to use a dictionary to understand some words (see the “Language and Languages” section of this outline).

Most parish registers begin after 1650. Some kirk session (parish court) records begin earlier than the parish registers. Kirk session records have some christening, marriage, or burial records in them.

The International Genealogical Index and the Scottish Church Records are important sources to use before searching parish registers.

### **Christenings (Baptisms)**

Children were usually christened (baptized) within a few days or weeks of birth. Christening records give at least the infant's name and the christening date. You may find the father's name and occupation, the mother's first name and often her maiden name, the child's birth date and legitimacy, the family's place of residence or street address, and the witnesses.

### **Marriages**

Marriages usually took place in the bride's parish. Often marriage records only give the marriage date and the names of the bride and groom. The records may include the marital status and parish of residence of both parties, groom's occupation, and bride's father's name.

You may find records that show a couple's "intent to marry," also called the *proclamation of banns*. Usually the intent to marry was proclaimed in the parishes of both the bride and groom. The marriage was usually recorded only in the parish in which the marriage actually took place. The proclaiming of banns is not proof that the couple married.

## **Burials**

Burial records usually give the deceased's name and burial date. Sometimes they give the age, the name of the spouse, or the names of parents. However, few burial records were kept before 1855. It is also important to know that many women when their husbands died reverted to their maiden names and were buried under that name.

Instead of actual burials, the parish registers often list people who paid mortcloth dues. The mortcloth was a cloth used to cover the body during the burial ceremony. However, these lists do not mention everyone who was buried. The rich who donated the cloths to the church and the very poor did not have to pay to use the mortcloth.

If you cannot find burial records, try to find tombstone inscriptions. See the "Cemeteries" section of this outline for more information on tombstone inscriptions.

## **Finding Parish Registers**

The Church of Scotland sent all of its known registers up to the year 1855 to the Registrar General (see the "Archives and Libraries" section of this outline for the address). The registers have also been microfilmed, and you can use the films at the Family History Library and Family History Centers.

To find microfilm numbers for the registers, look in the Locality Search of the Family History Library Catalog under SCOTLAND, [COUNTY], [PARISH] - CHURCH RECORDS.

Scottish parish registers were microfilmed twice. In the first filming, some information in the margins of the registers is not readable on the film. The second filming corrected this problem. The later filming also has frame numbers to help you find an entry that was extracted.

## **Indexes**

Before searching the original records, it is good to search an index. The Genealogical Society of Utah has created three important indexes for Scottish church records:

- Index to the Old Parochial Registers of Scotland.
- Scottish Church Records.
- International Genealogical Index.

These indexes are described in detail below.

If you do not find the people you are looking for in these indexes, consider the following possibilities:

- Your ancestors were not baptized or were not recorded in the records.
- Your ancestors did not belong to the Church of Scotland.
- The names of your ancestors were misread or misspelled when copied from the film.
- The records for the time period you need are missing.

***Index to the Old Parochial Registers of Scotland.*** The term *Old Parochial Registers* refers to parish registers kept by the Presbyterian Church (Church of Scotland) from the time the church began keeping registers to the year 1855. Most of the known registers of births, christenings, and marriages were given to the Registrar General and were later microfilmed.

The christenings and marriages have been indexed from these microfilmed registers. You can find a microfiche copy of this index at the Family History Library, Family History Centers, and at the Scottish Record Office.

The index has two parts:

- ***Main index.*** The main index is organized by county. Within each county are separate indexes for christenings and marriages. The christening and marriage indexes are organized once by surname and once by given name.
- ***Addendum.*** The addendum contains entries that were missed when the original index was created. It is not organized by county. It has countrywide indexes for christenings and for marriages arranged alphabetically by surname.

Each index entry contains the event date and place. It also contains a reference you can use to find a microfilm copy of the original parish record. This reference consists of a batch number and possibly a frame number.

- ***Batch number.*** The batch number will help you identify the microfilm that contains the original parish record. Look up the batch number in the *Batch Number Index* to find the number of the microfilm that contains the parish register you want.

You can also look the parish up in the Parish and Vital Record List. For an explanation of this list, see the publication *Parish and Vital Records List* (33702). You can also look in the Family History Library Catalog under SCOTLAND, [COUNTY], [PARISH] - CHURCH RECORDS.

- ***Frame number.*** Some index entries have a frame number listed in the Miscellaneous column. The frame number identifies the exact frame on the microfilm that contains the page of the parish register you want. If the index entry contains a frame number, it means that the record on the microfilm is not in chronological order. Therefore, be sure to note the frame number, or you will have to search the entire microfilm frame by frame to find the page you want.

If the entry does not contain a frame number, the record on the microfilm is in chronological order. You can find the page you want by finding the date the event was recorded.

For more information about the Old Parochial Registers of Scotland, see the publication *Old Parochial Registers Index for Scotland* (349311).

***Scottish Church Records.*** The Scottish Church Records on compact disc is a computer version of the Index to the Old Parochial Registers of Scotland, described previously. It is part of FamilySearch™ and available at the Family History Library and at Family History Centers.

The information on the Scottish Church Records is much the same as the Index to the Old Parochial Registers of Scotland except that it also contains records from a few nonconformist churches.

You can search the Scottish Church Records for an individual's birth or christening, a couple's marriage, or all of the people in the file with the same parents.

Once you find the individual or couple you are looking for, you can obtain the frame number and the microfilm number by looking at the full record.

For more information on Scottish Church Records on compact disc, see the guide *Scottish Church Records* (34951), available at the Family History Library and Family History Centers.

***International Genealogical Index.*** The International Genealogical Index is an alphabetical index to names of deceased people, including many who lived in Scotland. It provides names and vital information—including birth, christening, or marriage dates. The International Genealogical Index also gives the information needed to look up the entry in an original source.

The information in the International Genealogical Index come from three sources:

- Transcriptions of the Old Parochial Registers (parish registers) to 1855 and transcriptions of birth and marriage certificates to 1875.
- Individuals who submitted their ancestors' names for temple ordinances of The Church of Jesus Christ of Latter-day Saints.
- Membership records of deceased members of The Church of Jesus Christ of Latter-day Saints.

Because the International Genealogical Index contains so much information about people from Scotland, it is a good idea to search it before looking in original Scottish records.

The International Genealogical Index is available on microfiche and on computer as part of FamilySearch™.

- *On microfiche.* The microfiche version of the International Genealogical Index does not contain the film number for the original record or the frame number. Therefore, you must look the batch number up in *The Batch Number Index* or the Parish and Vital Records List.

Once you have found a person, you may want to look the name up in the Scottish Church Records on compact disc or in the Index to the Old Parochial Registers to obtain any relevant frame numbers before looking up the original entry.

- *On computer.* The computer version has a few advantages over the microfiche version. It has more powerful search capabilities, allowing you to search for individuals, marriages, and the children of a particular couple. It also contains batch and frame numbers like the Index to the Old Parochial Registers and the Scottish Church Records on compact disc, so you can find the original parish register.

If you do not find your ancestors in the International Genealogical Index and the dates are before 1855, check the Scottish Church Records on compact disc or the Index to the Old Parochial Registers on microfiche before going to original records.

If you do not find your ancestors in the International Genealogical Index and the dates are after 1854, look at the original records of births and marriages.

For more information about the International Genealogical Index, see the publications *International Genealogical Index (on compact disc)* (31025) and *International Genealogical Index (on microfiche)* (31026).

## **Kirk Session Records**

The kirk session was the court of the parish. It handled moral and minor criminal cases and matters of the poor and education. Some records also mention births, marriages, and deaths.

You can find kirk session records at the Scottish Record Office or at a local parish. The records at the Scottish Record Office are listed in class list CH2, which is included in:

*Scottish Record Office Finding Aids.* Cambridge: Chadwyck-Healey, 1987-1992. (FHL fiche 6084820.)

The Family History Library has some kirk session records. To find call numbers, look in the Locality Search of the catalog under SCOTLAND, [COUNTY], [PARISH] - CHURCH RECORDS.

## **Nonconformist Church Records**

Before 1690 the state church switched between Roman Catholic, Episcopal, and Presbyterian. After 1690, the Presbyterian Church became the state religion. All other churches in Scotland were called *nonconformist churches*.

If you do not find your ancestors in the Presbyterian records, then it is possible they belonged to another church.

Scotland has two basic types of nonconformist churches: those that seceded (broke away) from the Presbyterian Church and other churches brought in from other parts of Great Britain or Europe.

### **Churches that Seceded from the Presbyterian Church**

In the early 1700s groups began breaking away from the Presbyterian Church. These include the following groups:

- Secession Church (formed in 1733).
- Burghers and Anti-Burgers (formed in 1747 when the Secession Church split).
- Relief Church (formed in 1761).
- Free Church (formed in 1843).
- United Presbyterian Church (formed in 1847 when the Secession Church and Free Church combined).

The information given in the registers of the seceding churches is much the same as in the Church of Scotland records.

- Christening records list the date of christening, name of child, and parents' names. They may give the parents' occupation and residence.
- Marriage records list the names of bride and groom and the date of marriage. They may also give their places of residence.
- If burial records exist, they contain the name of the deceased and the date of death or burial. They may also give name of spouse or parents.

Many records of nonconformist churches are still in local custody. However, the Scottish Record Office has some. You can find them on class list CH3, which is included in:

*Scottish Record Office Finding Aids*. Cambridge: Chadwyck-Healey, 1987-1992. (FHL fiche 6084809.)

### **Other Nonconformist Churches**

Religions other than those that seceded from the Presbyterian Church began forming in Scotland during the 1700s. Many of these were led by preachers from England. The most common of these groups were:

- Baptists.
- Methodists.
- Congregationalists (Independents).

To determine which churches existed in a particular parish, you can check a topographical dictionary, gazetteer or *The Statistical Account of Scotland* (see the “History” section of this outline).

Many of these groups’ records are still in the possession of the local congregation. Some are at the Scottish Record Office. A listing of the records at the Scottish Record Office is:

*Scottish Record Office Finding Aids*. Cambridge: Chadwyck-Healey, 1987-1992. (FHL fiche numbers listed below.)

CH10	Society of Friends (FHL fiche 6084816)
CH11	Methodist (FHL fiche 6084817)
CH12	Episcopal Church (FHL fiche 6084818)
CH13-17	Other Churches (FHL fiche 6084819)
RH 4	Catholic Church (FHL film 1368203)

The Family History Library has a few nonconformist records. Some of them are indexed in Scottish Church Records on compact disc. Since that is an easier source to use, search it first. If you do not find the people you are looking for, search Family History Library Catalog under SCOTLAND, [COUNTY], [PARISH] - CHURCH RECORDS.

If the records are not at the Family History Library or the Scottish Record Office, try the Regional Archives or a public library in the area. If the records are still with the minister, use a directory for that denomination to find an address to contact the local church. See the “Archives and Libraries” section of this outline.

For more detailed information on the nonconformist churches in Scotland, read:

Steel, Donald J. *Sources for Scottish Genealogy and Family History National Index of Parish Register*. Vol. 12. London and Chichester: Phillimore & Co. Ltd., 1970. (FHL book 942 V26ste v.12.) Pages 187 to 248 contain information about the nonconformist churches in Scotland.

## CIVIL REGISTRATION

---

Civil registration is the government records of births, marriages, and deaths. Civil registration records are excellent sources of names, dates, and places of births, marriages, and deaths. Since they are indexed and cover most of the population, civil registration records are important sources for genealogical research.

## General Historical Background

Before 1855 only churches recorded birth, marriage, and death information. Civil birth, marriage, and death registrations for Scotland began on 1 January 1855.

After that time, individuals had to report all births, marriages, and deaths to the registrar. A penalty was imposed for failure to register.

Local registrars were appointed in virtually every parish in Scotland. The local registrar kept two registers of all of the births, marriages, and deaths registered in his district. The District Examiner annually examined the registers and sent one copy of the register to Edinburgh. The other copy remained with the local registrar.

For more information on civil registration records and laws, see:

Bisset-Smith, G.T. *Vital Registration: A Manual of the Law and Practice*. Edinburgh: William Green & Sons, 1902. (FHL book 941 V2b.)

You can find other guides to civil registration records in the Locality Search of the Family History Library Catalog under SCOTLAND - CIVIL REGISTRATION.

## Information Recorded in Civil Registers

### Births

Birth records give the following information:

- The child's name, sex, birth date, and birthplace.
- The parents' names, including the mother's maiden name.
- The father's occupation.
- The informant's signature, residence, and qualification (often relationship).

After 1860 the parents' marriage date and place is also given.

If the child was illegitimate, the record does not give the father's name unless the father gave his permission and acknowledged the child. In that case, the child is registered under the father's surname and the word "illegitimate" appears after the child's name.

### Marriages

Marriage records give the following information:

- The names, marital status, ages, occupations, and residences of the bride and groom.

- The names and occupations of their fathers and whether they were deceased.
- The names and maiden surnames of their mothers and whether they were deceased.
- The marriage date and place.
- Whether the marriage was announced by banns or public notice.
- Date and place of registration.

## **Deaths**

- Death certificates contain the following information:
- The name, sex, age, occupation, and marital status of the deceased.
- When and where the person died.
- The name and occupation of the father.
- The name and maiden surname of mother.
- The cause of death.
- The informant's signature, residence, and qualification.
- The date and place the death was registered.

## **Births, Marriages, and Deaths in 1855**

Certificates of births, marriages, and deaths for 1855 contain information that other years do not contain:

- Birth records state the number of children previously born to the mother.
- Marriage records contain the birth dates and birthplaces of the bride and groom.
- Death records list birthplace of a deceased person and the names and ages of his or her children and the place of burial.

## **Divorces**

Divorces were handled by the courts. For information, see the "Court Records" section of this outline.

## **Finding Civil Registration Records**

### **Records at the Family History Library**

The Family History Library has microfilm copies of civil birth, marriage, and death records for the years 1855 through 1875, 1881, and 1891. To find these records, look in the Locality Search of the Family History Library Catalog under SCOTLAND - CIVIL REGISTRATION.

You can also find microfilm numbers by looking in the following register:

*Register of Births, Marriages, and Deaths of Scotland*. Salt Lake City: The Church of Jesus Christ of Latter-day Saints. Family History Library, 1987. (FHL book Reg 941 V2; fiche 6035516.)

Birth and marriage records from 1855 to 1875 have been extracted and appear in the International Genealogical Index.

## Records in Scotland

In Scotland, civil registration records are kept at the local registrar's office.

Duplicates are kept at the New Register House in Edinburgh. These are open to the public, but you can only have access to the specific records you request.

You can obtain certificates by mail from the New Register House in Edinburgh (see the "Archives and Libraries" section). If you request a certificate by mail, bear in mind that it may take several weeks to obtain a reply. When you write, send:

- A check or money order in pounds sterling for the current certificate fee or credit card information.
- The full name and sex of the person sought.
- The names of the parents, if known.
- The approximate date and place of the event.
- Index reference, if available.

## Indexes to Civil Registration Records

Indexes can help you find your ancestors' civil registration records. The Registrar General creates nationwide indexes after receiving the records from the local registrars. These indexes are arranged by year and give name, place of registration, and entry number.

The Family History Library has microfilmed the indexes for the years 1855 to 1955. You can find them by looking in the Locality Search of the Family History Library Catalog under SCOTLAND - CIVIL REGISTRATION.

When searching the indexes, you should be aware that:

- Marriage indexes for females (1855-64) are arranged alphabetically by maiden surname. The husband's surname appears in parentheses.
- Death indexes for females (1855-64) are arranged in alphabetical order under her married surname with her maiden surname in parentheses.
- After 1864, death indexes list women under both their maiden surnames and their married surnames.
- A "Mc" or "Mac" surname may be found in the indexes at the end of the *M* section.

- There is an additional index at the end of each yearly index called the *Vide Addenda*. This index lists names missed in the regular index. A cross-reference to the *Vide Addenda* will usually be found in the regular index.
- Some births, marriages, and deaths were registered late. These “neglected entries” cover the period from about 1820 to 1860 and were registered between 1860 and 1868. They are on one roll of microfilm (FHL film 103538).

If you cannot find an index entry, consider the following strategies:

- Surnames are often found under unexpected spellings. Look for variations.
- Events are filed by the date registered, not the date occurred. For example, a birth on 20 December may have been registered in January of the following year.
- Indexes were hand-prepared and may contain copying errors and omissions.
- A person may have been registered under a different name than was used later in life.
- A woman’s surname in the marriage index may be her surname by a previous marriage.
- Family information (particularly age at death) is often misleading.
- Persons with common names may be difficult to identify in the index.
- An illegitimate child may be registered under the mother’s maiden name.
- Some children were registered as “male” or “female” when a name had not been selected at the time of registration.
- Not every person was registered.

## COURT RECORDS

---

Court records are a very useful but complex source of information. There are many different courts and courts within courts.

Your ancestors could have been litigants in cases that were brought before any of the courts described below. However, if your ancestors were involved in a court case, it was most likely in the Court of Session (described under “National Courts”) or the sheriff courts (described under “Local Courts”).

### Types of Courts

#### National Courts

***Court of Session.*** The highest civil court in Scotland is the Court of Session. Its records, dating from 1478, are vast and complex and include Registers of Acts and Decrees (the

judgments), minute books of the same, extracted and unextracted processes (filed claims that may or may not have gone to trial), and productions (recorded evidence).

Checking the minute books is one way to find information in national court records. There are two types of minute books:

The general minute books list all cases that came before the court.

Particular minute books list cases before a particular office within the court.

The minute books are arranged chronologically and list each legal action by the surnames of the opposing parties. They give enough details about a case to let you know whether it is of interest to you. The minute books are in manuscript form before 1782 and printed form after that date. The printed minute books are indexed and have been published annually.

***Privy Council.*** Until 1707, the Privy Council dealt with high-profile cases sent from the Court of Session. Since 1707, the Privy Council has served only as administrator of the Court of Session.

***Admiralty Court.*** The Admiralty Court had jurisdiction over all maritime and seafaring cases, both civil and criminal, until 1830, when its civil jurisdiction was transferred to the Court of Session.

***Court of the Exchequer.*** Between 1708 and 1856 the Court of Exchequer dealt with revenue cases, including debts to the crown. After 1856, its jurisdiction was transferred to the Court of Session.

## **Local Courts**

***Sheriff Courts.*** Each county in Scotland falls under the jurisdiction of at least one sheriff court. A sheriff court may have jurisdiction over all or part of a county. Sheriff courts deal with local civil and criminal matters. Since 1823 they have also dealt with executory matters. Each sheriff court keeps its own records and maintains a repertory, or inventory, of records, and minute books.

***Commissary Courts.*** Commissary courts dealt with executory and civil matters until 1823. Most of the civil matters concerned debt.

***Burgh Courts.*** Burgh courts tried minor offences within the royal burghs.

***Justice of the Peace Courts.*** Justice of peace courts had both civil and criminal jurisdiction but were not used as often as the sheriff courts or the justiciary courts. Surviving records are sparse.

**Franchise Courts.** Franchise courts, which include regality, barony, stewartry, and bailiary courts, were those granted by the crown to specific landowners who could hold court in their own lands and administer justice over their own tenants. Most were abolished in 1747. Surviving records are unindexed and difficult to use. The Stair Society has published justiciary court records for Argyll and the Isles for 1664 to 1742, and barony and regality court records for Falkirk and Callendar for 1638 to 1656. (941 B4st vols. 12, 25, and 38. The first two volumes also on microfilm 0990279 item 3.)

## **Criminal Courts**

Criminal cases are tried by either the High Court of Justiciary and its circuit courts (with records dating from 1488) or by one of the local courts, depending on the nature of the case (see the previous section, “Local Courts,” for information about these courts).

An important type of criminal record is *precognitions*, which are the statements of evidence from witnesses. Precognitions for more serious crimes are preserved among the Lord Advocate’s records, but few survive before 1812. They are indexed to 1900.

The High Court and circuit courts also have minute books, which report details of the trials. Records of criminals who were transported are among the justiciary court records.

## **Divorces**

Divorce has been possible in Scotland since 1560. Until 1830, divorce fell under the jurisdiction of the Commissary Court of Edinburgh. You can find an indexed catalog of divorce cases in:

Scottish Record Society. *Commissariat of Edinburgh: Consistorial Processes and Decrees, 1658-1800*. Edinburgh: J. Skinner, 1909. (FHL book 941 B4sr vol. 34.)

The actual records are at the Scottish Record Office in Edinburgh. Indexes for 1800 to 1830 are also available at that office.

Since 1830, the Court of Session has had jurisdiction over divorce. These records are available at the Scottish Record Office and are open to the public to 1912. There are minute books and indexes to the records.

The Family History Library does not have divorce records for Scotland.

## Finding Court Records

The Scottish Record Office in Edinburgh has most of Scotland's court records. Many of the records are indexed or otherwise inventoried. The records, indexes, inventories, and minute books are open to the public up to about 1912.

The Family History Library has copies of published and microfilmed minute books, repertories, and so forth. These include such records for the Court of Session (for 1805 to 1955) and some of the sheriff and burgh courts.

To find court records look in the Locality Search of the Family History Library Catalog under:

SCOTLAND - COURT RECORDSSCOTLAND - COURT RECORDS -  
INDEXESSCOTLAND [COUNTY] - COURT RECORDSSCOTLAND [COUNTY]  
- COURT RECORDS - INDEXES

## For More Information

For more information about Scottish court records and their use, see:

Sinclair, Cecil. *Tracing Your Scottish Ancestors: A Guide to Ancestry Research in the Scottish Record Office*. Edinburgh: Her Majesty's Stationery Office, 1990. (FHL book 941 D27s.)

Moody, David. *Scottish Local History: An Introductory Guide*, 1986. London: B. T. Batsford. (FHL book 941 D27m.)

## DIRECTORIES

---

Directories are alphabetical lists of names and addresses. They list information for the year they are published. In Scotland, directories first appeared in the mid-eighteenth century and continue to the present day.

Directories usually show the name of a person, his or her address, and occupation. They seldom show the entire population, usually including only prominent members of the community, such as gentry, clergy, merchants, and craftsmen. People such as coal miners and crofters do not appear in directories.

Directories may cover all of Scotland, a region of Scotland, or a specific city such as Glasgow. There are also directories for specific segments of Scottish society such as burgesses, gentry, or Scottish advocates (lawyers).

A partial bibliography of directories is found in an appendix to:

Hamilton-Edwards, Gerald. *In Search of Scottish Ancestry*. 2nd ed. Baltimore: Genealogical Publishing Co., 1984. (FHL book Ref. 941 D27ham 1984.)

Telephone directories can help you identify the all of the people in a place who have the same surname. This information can be very useful for identifying modern descendants of a family. The Family History Library has phone directories for Scotland on microfiche. The directories, however, cannot be circulated to Family History Centers.

The Family History Library has a small collection of Scottish directories. The catalog lists directories in the Locality Search under:

GREAT BRITAIN - DIRECTORIES SCOTLAND - DIRECTORIES SCOTLAND, [COUNTY] - DIRECTORIES SCOTLAND, [COUNTY], [CITY] - DIRECTORIES

## EMIGRATION AND IMMIGRATION

---

Emigration and immigration records are records of people leaving (emigrating) or coming into (immigrating) Scotland. Records include passenger lists, permissions to emigrate, records of passports issued, list of transported prisoners, or registers of assistance to emigrate. These records may contain the name, age, occupation, destination, place of origin or birthplace, and date and ship of arrival. Names of fellow passengers may help construct family groups or provide hints on place of origin or destination.

The publication *Tracing Immigrant Origins* (34111) contains more information and strategies for finding immigrant ancestors.

## General Background

Beginning in the seventeenth century, Scottish people began emigrating to the United States, India, Canada, Australia, South Africa, New Zealand, and elsewhere in the British Isles. Emigration increased in the mid-eighteenth century as a result of political unrest and again after 1815 as a means of poor relief, particularly from the Highlands.

The British government did not bother to document emigrants leaving its shores until the Passenger Act of 1803. Even after that, the records were very incomplete.

The Colonial Land and Emigration Commission (1841 to 1872) and the Board of Trade (1873 on) kept records of departing emigrants, but the records have been destroyed up to the 1890s.

## Emigration from Scotland

There was no systematic, official method of emigrating from Scotland. The following types of emigrants account for most persons who left Scotland.

- Free emigrants*. Beginning in 1630, emigrants left Scotland to promote trade or set up military outposts and way stations for merchant ships. Later, free emigrants sought opportunity in a new land or fled poverty or oppression in Scotland.

- Assisted emigrants*. From 1815 to 1900, qualified emigrants received passage money or land grants in the destination country as an alternative to receiving poor relief. Many Scots from the Highlands emigrated to Canada in this manner. After 1840, New Zealand and Australia offered money for land grants to skilled workers to encourage immigrants.

- Latter-day Saints*. Beginning in about 1840, many Scottish Latter-day Saints emigrated to the United States. Most settled in Utah. For more information, see the *Utah Research Outline*.

## Emigration from Scotland to Other Areas in the British Isles

Emigration from southern Scotland to England has always occurred, though in small numbers. Emigration from Scotland into Ireland occurred beginning in the early seventeenth century. No government records, such as lists of emigrants, were kept of these movements within the British Isles.

## British Records of Emigration

To search emigration records effectively, you should know the approximate date of emigration, the name of the ship, the type of or reason for emigration, or the emigrant's previous residence in Scotland. If you know the ship's name, you might find additional details on the ship, including ports of embarkation and arrival in:

*Lloyd's Register of British and Foreign Shipping*. Fiche ed. LaCrosse, Wis.: Brookhaven Press, 1981. (FHL fiche 6024581-6025295; does not circulate to Family History Centers.)

***Passenger Lists***. Port records listing the names of departing or arriving passengers are called *passenger lists*. Pre-1890 passenger departure lists are rare. Post-1890 lists are arranged chronologically by port of departure. These lists—which usually give the emigrant's name, age, occupation, address, and sometimes destination—are kept at the Public Record Office, Kew (see the "Archives and Libraries" section of this outline).

***Assisted Emigrants Registers***. Persons who applied for assistance to emigrate were recorded in *assisted emigrants registers*, which often contain name, age, occupation, residence, destination, name of sponsor, address of relative, and size of family. Those available at the Family History Library appear in the Locality Search of the Family History Library Catalog under:

[DESTINATION COUNTRY] - EMIGRATION AND IMMIGRATION  
ENGLAND - EMIGRATION AND IMMIGRATION  
GREAT BRITAIN - EMIGRATION AND IMMIGRATION  
SCOTLAND - EMIGRATION AND IMMIGRATION

**Probate Records.** Probate records may mention relatives who emigrated. Probates of persons who died overseas who owned property in Scotland should have been proved in the Prerogative Court of Canterbury (until 1858).

For lists of Scottish-American wills proved in England, see:

Coldham, Peter W. *American Wills and Administrations in the Prerogative Court of Canterbury, 1610-1857*. Baltimore: Genealogical Publishing Company, Inc., 1989. (FHL book 942 P27c.)

Testaments of some Scots dying in America were proven in Scotland. Probate would have taken place in the Commissary Court of Edinburgh (until 1830) or the Sheriff Court of Edinburgh (after 1830). For a listing of these probates, see:

Dobson, David. *Scottish-American Wills, 1650-1900*. Baltimore: Genealogical Publishing Company, Inc., 1991. (FHL book 973 P22d.)

## Records of Scottish Emigrants in Their Destination Countries

Usually, it is easier to find information about your immigrant ancestor in the country he or she immigrated to. You may find the emigrant's name, place of origin, occupation, and age. Knowing an approximate date and port of arrival or ship name will probably help you search immigration records.

Naturalization records in the destination country may be an excellent source for determining your ancestor's place of origin. See the "Naturalization and Citizenship" section of the research outline of the destination country.

The Family History Library Catalog lists most of its immigration records in the Locality Search under [COUNTRY] - EMIGRATION AND IMMIGRATION.

### United States

Immigrant lists are the main source of information about an immigrant's arrival in the United States. More than 1,000 published lists are indexed in an ongoing series:

Filby, P. William. *Passenger and Immigration Lists Index*. Detroit: Gale Research, 1981. (FHL book Ref 973 W32p.)

The Family History Library has post-1820 government compiled passenger lists for most U.S. ports. Many are indexed. See the *United States Research Outline* (30972) for more information.

## Canada

Scottish people settled in Canada during the early 1800s, but few pre-1865 passenger lists exist. Before 1900, most immigrants arrived at Quebec City and Halifax. The Family History Library has copies of passenger lists from 1865 to 1900. See the *Canada Research Outline* (34545) for more information.

Many books have been published about Scottish emigrants to North America. Some of these are:

Dobson, David. *Directory of Scottish Settlers in North America 1625-1825*. Baltimore: Genealogical Publishing Company, 1984. (FHL book 970 W2d.) This author has published several other books on Scottish emigrants to America.

Tepper, Michael. *New World Immigrants: A Consolidation of Ship Passenger Lists and Associated Data from Periodical Literature*. 2 vols. Baltimore: Genealogical Publishing Co., 1979. (FHL book 973 W3tn.)

Whyte, Donald. *Dictionary of Scottish Emigrants to the U.S.A.* 2nd ed. Baltimore: Genealogical Publishing Co., 1981. (FHL book 973 W2w.)

Whyte, Donald. *Dictionary of Scottish Emigrants to Canada Before Confederation*. Toronto: Ontario Genealogical Society, 1986. (FHL book 971 F2wd.)

You can find bibliographies of published passenger lists in:

Whyte, Donald. "Scottish Emigration: A Select Bibliography," *Scottish Genealogist* 21, no. 3 (1974): 65-86. (FHL book 941 B2g vol. 21 no. 3.)

Filby, P. William. *Passenger and Immigration Lists Bibliography 1538-1900*. 2nd ed. Detroit: Gale Research Co., 1988. (FHL book 973 W33p.)

## Australia

Australia was founded as an English penal colony in 1788, but many free people also emigrated to Australia.

Immigration records vary by state in content and coverage. Some list the immigrant's birthplace, residence in Scotland, and education; his or her mother's maiden name; and his or her father's name, occupation, and residence. Some records are indexed. You might find the ship and arrival date in death certificates or published sources.

The Family History Library has many pre-1900 records. To find them, use the Locality Search of the catalog under:

## AUSTRALIA - EMIGRATION AND IMMIGRATION AUSTRALIA, [STATE] - EMIGRATION AND IMMIGRATION

### New Zealand

The British began colonizing New Zealand in 1840. Immigration records usually give settlement details and the wife's and children's names and ages. Most immigrants received assistance from either the New Zealand Company or from a government or church association formed to encourage immigration.

The Family History Library has many of these records. You can find them by looking in the Locality Search of the catalog under:

## NEW ZEALAND - EMIGRATION AND IMMIGRATION NEW ZEALAND, [PROVINCE] - EMIGRATION AND IMMIGRATION

### Immigration into Scotland

Immigration into Scotland has included people from elsewhere in the British Isles and from Continental Europe. Specific immigrant groups include refugees from wars (such as the French Revolution) or from religious persecution (such as Huguenots and Jews). Throughout the nineteenth century in particular, immigration into Scotland was influenced by industrial development and by the Irish Potato Famine, bringing many Irish into Scotland.

No regular series of arrival records survives prior to 1836. The few surviving pre-1836 immigration records are not indexed.

The following types of records may help you find information about an ancestor who immigrated into Scotland:

- *British denization and naturalization records.* If your ancestor immigrated to Scotland before 1836, check British denization and naturalization. *Denization* granted limited subject's rights, and *naturalization* granted full subject's rights. However, most foreign settlers did not bother to go through the legal formality and do not appear in these records.

Denizations are indexed for the years 1509 to 1873 and naturalizations for 1509 to 1935. The indexes are included in the "Kew Lists," class HO1 (FHL book Ref. 942 A3gp; fiche 6092334-5).

- *Certificates of aliens.* The British government began registering foreign-born aliens living in the British Isles in 1793, but the records to 1836 do not survive. Beginning in 1836, certificates of aliens are arranged by port and list the name, nationality, profession, date arrived, country last visited, and signature of each passenger.

- *Passenger lists.* Starting in 1878, lists of incoming passengers give name, birthplace, last residence, and sometimes address of relative in country of origin. However, passengers from Europe or the Mediterranean did not have to be listed.

You can find the above records at the Public Record Office, Kew. The Family History Library has very few records of immigration into Scotland. To find microfilm numbers for the records that are available, look in the Locality Search of the catalog under:

GREAT BRITAIN - EMIGRATION AND IMMIGRATION  
SCOTLAND - EMIGRATION AND IMMIGRATION

Since so few British immigration sources exist, you may need to search the emigration records of the country your ancestor moved from to Scotland.

## GAZETTEERS

---

A gazetteer is a dictionary of place-names. Gazetteers describe towns, villages, parishes, counties, rivers, mountains, population, and other geographical features. The place-names are generally in alphabetical order, similar to a dictionary.

Gazetteers may provide more information about towns, such as:

- Distance from nearby places.
- Religious denominations.
- Major manufacturing works.
- Canals, docks, and railroad stations.
- Seats of landed-gentry families.

You can use a gazetteer to find the places where your family lived and to determine the civil and church jurisdictions over those places. Gazetteers are also helpful for determining the county jurisdictions used in the Family History Library Catalog.

A sample gazetteer entry might be “Burrelton, a village in the parish of Cargill, near the Woodside railway station, 13½ m. NE of Perth. It has a post office under Coupar-Angus, and a Free church.”

Many places in Scotland have the same or similar names. A gazetteer can help you identify the most common spellings and the counties that have a place by that name.

Helpful gazetteers include:

Groom, Francis H. *Ordnance Gazetteer of Scotland*, 6 vols. Edinburgh: Thomas J. Jack, Grange Publishing Works, 1883-6. (FHL book Ref 941 E5g; fiche 6020391-411.) This set of gazetteers alphabetically lists place-names as they were during the 1880s. A brief description includes

distance from other nearby places, name(s) of the church denomination(s) in the area, historical background, and the civil district.

Wilson, John. *The Gazetteer of Scotland*. Edinburgh: W. & A. K. Johnson, 1882. (FHL book Ref. 941 E5j.; film 990430 item 14; fiche 6026374.)

The Locality Search of the Family History Library Catalog lists gazetteers and similar place-name guides under:

GREAT BRITAIN - GAZETTEERS SCOTLAND - GAZETTEERS SCOTLAND, [COUNTY] - GAZETTEERS

In 1974, Scotland's county boundaries were realigned, and many counties were renamed. For some research purposes, such as correspondence, you may need to identify modern county names for the area where your ancestors lived. Knowing the modern names is also helpful if you wish to find an ancestor's town on a modern map. A good atlas and gazetteer showing modern county names is:

Mason, Oliver. *Bartholomew Gazetteer of Places in Britain*. Edinburgh: John Bartholomew & Son, 1986. (FHL book Ref 942 E5ba 1986.) Places are in alphabetical order. The town descriptions in the gazetteer will tell you where to find each locality on the maps included in the book.

## GENEALOGY

---

The term *genealogy* is used here to describe records that contain family information gathered by individuals, societies, or archives. These records may include pedigree charts, compiled family information, correspondence, ancestor lists, research exchange files, record abstracts, and collections of original or copied documents. These excellent sources of information can save you valuable time. However, these types of records may contain inaccuracies, and you should verify the information found in them.

The "Nobility" section of this outline describes genealogical sources for noble families.

See the "For Further Reading" section of this outline to see a list of handbooks explaining genealogical terms, research procedures, and records.

## Unique Family History Library Indexes

The library has several sources that contain genealogical information gathered by others and can lead you to others who are interested in sharing family information. These include:

- *International Genealogical Index (IGI)* . Deceased individuals who were born or married in Scotland are listed in the International Genealogical Index. Names are added continually to the index.
- *Ancestral File*. The Family History Library has developed a computer database of family information called *Ancestral File*. You are invited to contribute information or corrections to Ancestral File. For more information, see *Using Ancestral File Resource Guide* (34113) and *Contributing to Ancestral File* (34029).
- *Family Group Records Collection*. More than eight million microfilmed family group record forms are in the Family Group Records Collection, including many Scottish families. The collection has two major sections: The Archive Section and the Patron Section. You can find the film numbers for both sections in the Author/Title Search of the Family History Library Catalog on microfiche under FAMILY GROUP RECORDS COLLECTION.
- *Smith's Inventory of Genealogical Sources in the Family History Library: Scotland* is a subject index to items likely not listed in the Family History Library Catalog but which can be found in selected periodicals, books, and films in the library's collection (FHL book 941 D23s, 34 vols; fiche 6110528 in 18 parts).

## Family Histories

The Family History Library has many Scottish family and clan histories, published and unpublished, and newsletters that may contain genealogical information, biographies, photographs, and other valuable information.

You will find many Scottish family histories listed in:

Ferguson, Joan P.S. *Scottish Family Histories*. Edinburgh: National Library of Scotland, 1986. (FHL book Ref. 941 D23fj.) This book lists over 3,200 family histories.

You can also find family histories by using the Surname Search of the Family History Library Catalog. However, the catalog lists only the major surnames discussed in each history.

The Family History Library has some genealogical collections for Scottish families, including published and unpublished collections of family histories and lineages, research files of prominent genealogists, and a few surname indexes. You can find other genealogical information on families by using the Locality Search of the Family History Library Catalog. Look under the following headings:

GREAT BRITAIN - GENEALOGYSCOTLAND - GENEALOGYSCOTLAND, [COUNTY] - GENEALOGY

## Research Coordination

The following publications show names and addresses of individuals and the family names they are researching. Using them may help you coordinate your research efforts. Search several

editions since they are published yearly, and specific family names may appear in only one edition.

Caley, Iris Louise, ed. *1993 National Genealogical Directory*. Stoke St. Michael, Somerset: National Genealogical Directory, 1993. (FHL book 942 D24na.)

Johnson, Keith A., and Malcolm R. Sainty. *Genealogical Research Directory*. Sydney: Genealogical Research Directory Editors, 1996. (FHL book Ref 929.1025 G286grd.)

Federation of Family History Societies. *British Isles Genealogical Register* ("The BIG-R"). 1994. (FHL fiche 6344825.)

The Guild of One Name Studies publishes the following list of organizations that study specific surnames:

*Register of One Name Studies*. 7th ed. Solihull, England: Federation of Family History Societies, 1996. (FHL book 942 D24re 1996.)

Since most persons with the same surname are not related, you will need to determine whether a name listed in one of the above sources belongs to your family. You might have to do some research in original records to connect your family to a family listed in one of these sources.

## HERALDRY

---

Heraldry is the designing, use, regulation, and recording of *coats of arms* and related emblems. Originally, the crown granted coats of arms to individuals—not families or surnames—to identify them in battle. A person entitled to bear arms is called an *armiger*. An armiger's legitimate male descendants can inherit the right to use his coat of arms. Most Scottish ancestors did not have a coat of arms.

The crown awards the right to use a coat of arms to persons who perform a heroic deed, make a notable achievement, or hold a prominent position. Such grants are recorded by representatives of the crown called the King's *heralds*. In Scotland the heralds work under the direction of the Lord Lyon King of Arms, who is responsible for rights to arms and pedigrees. Heraldic records are housed at the following address:

Court of the Lord Lyon  
New Register House  
Edinburgh  
EH1 3YT  
Scotland

In the sixteenth century, heralds visited all parts of Scotland to discover who was using coats of arms. They asked for proof of male descent from the original grantee. These heraldic *visitations* were recorded in *Public Register of all Arms and Bearings*, which continues to be expanded and is available at the above address.

Heralds developed terms to describe the records they kept. *Armorial*s are alphabetical lists of names with a description, or *blazon*, of the arms. *Ordinaries* are similar books that describe coats of arms and arrange them according to design. Some minor armigers are not included in any books.

The Family History Library has many books on heraldry, including armorials and ordinaries, laws of heraldry, and explanation of terms. To find their call numbers, look in the Locality Search of the catalog under:

SCOTLAND - HERALDRY GREAT BRITAIN - HERALDRY

Families who bore heraldic arms are often subjects of books or articles. See the “Genealogy” and “Nobility” sections of this outline.

## HISTORICAL GEOGRAPHY

---

Learning about the places where your ancestors lived helps you understand the records about them. Local histories and gazetteers contain information about place-names, spellings, other pertinent information, and changes in the land and community in which people lived. Unlike place-names in other European countries, many place-names in Scotland have not changed for hundreds of years.

Geographically, Scotland is divided into several regions, which include the borderlands with England, the lowlands, the highlands, and the islands (to the west and north of Scotland).

The following books explain more about Scottish historical geography. You can find these and similar materials at the Family History Library and many other research libraries.

McNeill, Peter, and Ranald Nicholson, eds. *An Historical Atlas of Scotland, c. 400-c. 1600*. St. Andrews: Atlas Committee of the Conference of Scottish Medievalists, 1975. (FHL book 941 E3ha.) This book contains many maps to illustrate population movements, settlement patterns, battles, and other important events in Scotland.

Whittington, G., and I.D. Whittington, eds. *An Historical Geography of Scotland*. London: New York: Academic Press, 1983. (FHL book 941 E3sg.) This is a good overall review of Scotland’s historical geography.

Gilbert, Martin. *British History Atlas*. New York: Macmillan Co., 1968. (FHL book 942 E3bri.) This national historical atlas contains maps to illustrate population movements, railways, battles, plagues, and more.

You can find other sources in the Locality Search of the Family History Library Catalog under:

SCOTLAND - HISTORICAL GEOGRAPHY  
GREAT BRITAIN - HISTORICAL  
GEOGRAPHY

## County Changes Made in 1974

In 1974 the British government reorganized the counties of Scotland. Twelve areas called *regions* were created from the original thirty-four counties. See the maps of this outline for the county changes.

These changes should not seriously affect genealogical research, but be aware of the following issues:

- Current maps show the new boundaries.
- Current addresses are located in the new counties. The addresses in this outline use the current county structure.
- If you are looking for a parish, city, or regional office that houses records, you will need to know the current address and the areas covered by the repository.

You should still begin with the pre-1974 county name when you start your genealogical research. Below is a list of the new counties with an indication of the old counties they cover.

New Region (County)	Old Counties
Borders	Berwick, Peebles, Roxburgh, Selkirk, and a small part of Midlothian
Central	Clackmannan, parts of Perth and West Lothian, and most of Stirling
Dumfries and Galloway	Dumfries, Kirkcudbright, and Wigtown
Fife	Fife
Grampian	Aberdeen, Kincardine, Banff, and most of Moray
Highland	Caithness, Nairn, and Sutherland and most of Argyll, Inverness, Moray, and Ross and Cromarty
Lothian	East Lothian and most of Midlothian and West Lothian
Strathclyde	Bute, Dunbarton, Lanark, Renfrew, Ayr, and parts of Argyll and Stirling
Tayside	Angus, Kinross, and part of Perth
<b>Island Areas</b>	Old Counties
Orkney	Orkney
Shetland	of Zetland (or Shetland)

## HISTORY

---

Effective family research requires understanding the historic events that affected your family and the records about them. Learning about wars, local events, laws, migrations, settlement patterns, and economic or religious trends may help you understand family movements. These events may have led to the creation of records, such as poor law records or military records, that mention your family.

Your ancestors will be more interesting if you learn about the events that shaped their lives. For example, a history may tell you what events occurred in the year your ancestor married and how those events may have impacted their decisions.

Some key dates and events in Scottish history are:

843	Kenneth MacAlpin becomes king of the Picts and Scots. This marks the first united kingdom in Scotland.
1174	William the Lion surrenders the independence of Scotland to Henry II in the Treaty of Falaise.
1306	Robert Bruce assumes leadership of a rebellion against English rule.
1314	Robert Bruce defeats the English in Battle of Bannockburn, maintaining Scottish independence.
1325	The English recognize Robert Bruce as King Robert of Scotland.
1514	The recording of testaments (wills) begins in Scotland.
1552	The General Provincial Council orders each parish to keep a register of baptisms and banns of marriage.
1560	Protestantism is established. The authority of the pope is abolished, and celebrating mass becomes illegal.
1592	The Presbyterian Church is formally established.
1600	The calendar changes from the Julian Calendar to the Gregorian Calendar.
1603	The crowns of England and Scotland unite.
1608	The Plantation of Ulster in Ireland is established to prevent Irish revolts against English rule. By 1640 there were 40,000 Scots in northern Ireland.
1690	The Presbyterian Church is permanently restored and becomes the Church of Scotland.

1707	The Act of Union is formed between Scotland and England, creating Great Britain.
1715	Thousands of Scots support James Edward Stuart, called “Old Pretender,” as the king of Great Britain. This is called the first Jacobite rebellion.
1745	Many Scots support James’ son Charles Edward Stuart, also called Bonnie Prince Charlie and the “Young Pretender,” as the king of Great Britain. This is called the second Jacobite rebellion.
1746	The English defeat the forces of Charles Edward Stuart in the Battle of Culloden. After this battle, the English executed many clan chiefs and outlawed kilts and bagpipes. These restrictions were removed in 1782.
1779	The Industrial Revolution begins to affect Scotland.
1829	Roman Catholics are permitted by law to buy and inherit property and keep records.
1841	The first census of genealogical value is taken.
1855	Civil registration begins.

For dates and information concerning battles and wars, see the “Military Records” section of this outline. For key dates and information concerning church records, see the “Church History” section of this outline.

The following are a few of the available sources to help provide you with a perspective of the historical events. Major research libraries may have these books:

Cook, Chris, et. al. *British Historical Facts*. London: Macmillan Press, 1975-. (FHL book 942 H2ccb.) This lists key dates, offices, and office holders in Scottish and English history.

Moody, David. *Scottish Towns: A Guide for Local Historians*. London: B. T. Batsford, 1992. (FHL book 941 H27m.) This describes the background and structure of Scottish towns, and discusses sources for researchers.

Sinclair, Cecil. *Tracing Scottish Local History: A Guide to Local History Research in the Scottish Record Office*. Edinburgh: Scottish Record Office, 1994. (FHL book 941 H27s.) This describes local historical records available in the Scottish Record Office.

Smout, T.C. *A History of the Scottish People 1560- 1830*. London: Collins, 1969. (FHL book 941 H2sm.)

Smout, T.C. *A Century of the Scottish People 1830- 1950*. London: Collins, 1986. (FHL book 941 H2sma.)

Smout, T.C., and Wood, Sydney. *Scottish Voices 1745-1960*. London: Fontana Press, 1990. (FHL book 941 H2stc.)

Steel, Tom. *Scotland's Story: A New Perspective*. London: Collins, 1984. (FHL book 941 H2ste.) This book gives a good general overview of Scottish history.

The Family History Library has many national, county, and parish histories for Scotland. There are also many other histories for specific time periods, groups, occupations, or places. You can find histories in the catalog under one of the following headings in the Family History Library Catalog:

SCOTLAND - HISTORY  
GREAT BRITAIN - HISTORY  
SCOTLAND, [COUNTY] - HISTORY  
SCOTLAND, [COUNTY], [PARISH] - HISTORY

Many bibliographies of history are also available. Look in the Locality Search of the Family History Library Catalog under SCOTLAND - HISTORY - BIBLIOGRAPHY to find the ones available at the Family History Library.

## Local Histories

A local history describes the following information about an area:

- Economy
- Prominent families
- Founding of churches, hospitals, schools, and businesses

Even if a local history does not mention your ancestor, you may find important clues that suggest other records to search. Local histories also provide background information about your family's lifestyle, community, and environment.

Many places have more than one history. There are numerous published histories about Scottish parishes and towns. Many are available at the Family History Library. Similar histories are often available at major public and university libraries and archives.

The following three works include histories for each individual parish. The histories were written in the late 1700s and early 1800s, usually by the minister of the parish.

Sinclair, John, ed. *The Statistical Account of Scotland*. Wakerfield, England: EP Publishing Limited, [197?]. (FHL book 941 B4sa; on 322 FHL fiche beginning with 6026527.)

*The New Statistical Account of Scotland*. Edinburgh: William Blackwood and Sons, 1845. (FHL 941 B4sa 2nd Series.)

Mather, Alexander S., ed. *The Third Statistical Account of Scotland*. Glasgow: Collins of Glasgow, 1987. (FHL book 941 B4sa 3rd Series.)

You can find local histories listed in the Locality Search of the Family History Library Catalog under SCOTLAND, [COUNTY], [PARISH] - HISTORY.

## Calendar Changes

In 1600 Scotland changed from using the Julian calendar to using the Gregorian calendar. The Julian calendar began the calendar year on 25 March and ended the year on 24 March. The Gregorian calendar started the year on 1 January and ended the year on 31 December. Thus, before 1600, January, February, and the first twenty-four days of March came at the end of the previous year instead of at the beginning of the next year.

The year 1599 consisted only of nine months: January, February, and March (1-24) 1599 became January, February and March (1-24) 1600.

## LAND AND PROPERTY

---

Land records can help you determine where and when your family lived in a specific place. Sometimes these records will be based on inheritance, and such records will often mention two or more generations of a family. In Scotland the land system had feudal roots in which the crown owned all of the land.

In general, there are two types of Scottish land records:

- The *general register* usually contains land transactions that involved more than one burgh or county. They also recorded land transactions that affected Scottish interests in other countries, such as Nova Scotia.
- The *particular register* usually contains land transactions that involved a single county or burgh (city).

## Sasine Records

The principle way of recording land transfer was through a document (sometimes referred to as an *instrument*) called a *sasine*. The sasine was proof that a change of ownership had taken place.

***General Sasine Records.*** Before 1617 some general sasine records were kept in the Notarial Protocol books (registers kept by notary publics of the legal transactions they recorded). These are at the Scottish Record Office.

Between 1599 and 1609, the Secretary of State kept some general sasine records in the Secretary's Registers. Only seven of the original seventeen districts still exist. The Secretary's Registers are indexed. Both the Scottish Record Office and the Family History Library have the original records and indexes (FHL book Q941 B4sp vols. 7, 16, 18, 23, 47, 55, 61; films 896586, 896590-1, 896593, 896602, 896604, and 896606).

From 1617 to 1868 general sasine records were kept in a register called the Old General Register.

From 1869 on, sasine records have been kept in the New General Register. This is available at the Scottish Record Office.

You can find Family History Library microfilm numbers for general sasine registers by looking in the Locality Search of the catalog under SCOTLAND - LAND AND PROPERTY.

You can also look in the following book:

*Sasines, Services of Heirs, and Deeds Register*. Salt Lake City: The Church of Jesus Christ of Latter-day Saints. Family History Library, 1981. (FHL book 941 R2ss; fiche 6054478.)

**Particular Registers.** The particular registers (sasine registers kept by counties) cover from 1617 to 1868.

The original records are at the Scottish Record Office. The Family History Library has:

- The minute books.
- Abridgements, which give selected parts of original records for both the general register and the particular registers.
- Indexes of persons and places to the abridgements, on microfilm.

Royal burghs often kept their own sasine registers. Until 1681 land transactions were also recorded in the Notarial Protocol books (registers kept by notary publics of the legal transactions they recorded).

The Family History Library and the Scottish Record Office have burgh registers. The chart below lists the burgh registers available and whether the Family History Library and Scottish Record Office have them.

Burgh Records Held by the Family History Library and the Scottish Record Office					
Aberdeen*	Culross*	Elgin	Inverurie*	Lochmaben*	Queensferry*
Annan*	Cupar*	Elie and	Irvine*	Montrose*	Renfrew
Ansturther	Dingwall	Earlsferry*	Jedburgh*	Musselburgh	Rothsay*
Wester	Dornoch	Falkland	Kinghorn*	Nairn*	Rutherglen*
Arbroath*	Dumbarton*	Forfar*	Kintore*	New	Sanquhar*
Auchtermucty*	Dumfries*	Forres	Kirkcaldy*	Galloway	Selkirk*
Ayr*	Dunbar*	Glasgow†	Kirkcudbright*	Newburgh*	St. Andrews*
Banff*	Dundee*	Haddington*	Kirkwall*	North	Stirling*
Brechin*	Dunfermline*	Hawich	Lanark*	Berwick*	Stranraer
Burntisland*	Dysart*	Inverbervie*	Lauder*	Paisley	Tain
Craik	Edinburgh*	Inverkeithing*	Linlightow*	Peebles*	Whithorn
Cullen*		Inverness		Perth*	Wigtown*
				Pittenweem	
* = The Family History Library has some burgh sasines for these burghs. † = The Family History Library has some burgh sasines, but the Scottish Record Office does not.					

You can find Family History Library microfilm numbers for the burgh registers in the Locality Search of the catalog under SCOTLAND, [COUNTY], [BURGH] - LAND AND PROPERTY.

## Services of Heirs

When lands were to be handed over to an heir, *services of heirs* documents were created through the following process:

- A chancery court issued a *brieve* (document) to summon the local sheriffs to hold a jury trial.
- The jury would determine whether the person was the legal heir.
- The jury returned (*retoured*) their verdict to the chancery.
- The chancery commissioned the sheriff to grant possession of the land to the heir and collect the fee payable to the crown.

Most people in Scotland did not own property, but the service of heirs records can be very useful if your ancestors owned their own land or houses. Some families can be traced for several generations through these records.

Inheritance land transactions should also appear in registers of Sasines, especially after 1617.

“Special” services of heirs deal with specific land to be inherited. “General” services of heirs mention inheritances but not specific lands.

**Availability of Records.** The Scottish Record Office has the original service of heir records.

The Family History Library has printed abstracts of services to heirs from 1544 to 1700:

*Inquisition ad capellam domini regis reformatarum abbreviatio*. [Scotland]: n.p., 1811-1816. (FHL book Q 941 A2i; film 908847.) These records are in Latin.

The library also has microfilm copies of original records from 1586 to 1901. Each volume is indexed. To find the microfilm numbers, look in the Locality Search of the Family History Library Catalog under SCOTLAND - LAND AND PROPERTY.

**Indexes.** Annotated ten-year indexes are in print for service of heir records created between 1700 and 1860. After 1860, there are annual indexes.

Both the Scottish Record Office and the Family History Library have these indexes.

- From 1700 to 1959 the indexes are in book form (FHL book Q 941 R2ch). These indexes are very valuable because they give more information than just name and page. The information can help you decide if a certain service of heir is really the one you want. The actual records are difficult to read because they are in Latin.
- From 1700 to 1860, the indexes are on microfilm (FHL film 990340).

A list of indexes to service of heir records at the Family History Library is in:

*Sasines, Services of Heirs, and Deeds Register*. Salt Lake City: The Church of Jesus Christ of Latter-day Saints. Family History Library, 1981. (FHL book 941 R2ss; fiche 6054478.)

The following book will be of special interest for people in North America using Scottish service of heir records:

Dobson, David. *Scottish American Heirs 1683-1883*. Baltimore: Genealogical Publishing Co., Inc., 1990. (FHL book 941 D2d.) This work names every Scot who is listed in the service of heirs records who has a North American tie.

## Register of Deeds

The Register of Deeds is another type of land record. In the strictest sense of the word, the register of deeds was used to preserve any legal, written agreement. In addition to land transactions, you will find marriage contracts, contracts of partnership, contracts of sale, bonds, and so forth.

If a land transaction was recorded with a deed, you should also find a reference to the transaction in Sasine records.

Before 1532, deeds are scattered through the Notarial Protocol books. In 1532 when the Court of Session was established, the deeds were recorded in the session and the register was called *Acta'*

*Dominorum Concilii et Sessionis*. In 1542 it was changed to the *Acts and Decrees*, which covers up to the year 1581.

The actual Register of Deeds begins in 1554, but deed transactions were not regularly recorded until 1661. The 1554 register was kept in three series.

- The first series goes from 1554 to 1660 and is indexed from 1555 to 1595. The Family History Library has minute books (brief extracts of originals) that begin on 1542 and go to 1660. You can use these extracts instead of indexes.
- The second series, from 1661 to 1811, has three sections: Durie, Dalrymple, and Mackenzie. (These are the names of the officer that kept the registers.) You will need to search all three sections.

The Scottish Record Office has the original records and available indexes.

The Family History Library has:

-Printed indexes from 1661 to 1696 (36 volumes).

-Copies of manuscript indexes from 1770 to 1811, granters (grantors) only.

-Minute books from 1661 to 1770 for the Mackenzie section and from 1661 to 1772 for Durie and Dalrymple.

- The third series is from 1812 onward. Manuscript indexes are available for the whole period. The indexes, the original records, and minute books are available at the Scottish Record Office. The Family History Library has indexes from 1812 to 1851 on microfilm.

To find deed records at the Family History Library, look in the Locality Search of the Family History Library Catalog under SCOTLAND, LAND AND PROPERTY. The following book also lists film numbers:

*Sasines, Services of Heirs, and Deeds Register*. (FHL book 941 R2ss; fiche 6054478.)

You will also find deeds recorded in sheriff courts, commissary courts, and burgh records. Many of these have been deposited in the Scottish Record Office. Most are not indexed, so you will have to search them year by year.

## For More Information

For more information about sasine, service of heir, deeds, and other Scottish land and property records, see the following books:

Dobson, David. *Scottish-American Heirs 1683-1883*. Baltimore: Genealogical Publishing Co., Inc., 1990. (FHL book 941 D2d.)

*Encyclopedia of the Laws of Scotland*. 16 vols and 2 supps. Edinburgh: W. Green & Son, Limited, 1926. (FHL book 941 P36e.)

Gibb, Andrew Dewar. *Students' Glossary of Scottish Legal Terms*. Edinburgh: W. Green & Son, Ltd., 1946. (FHL book 941 P36g.)

Gouldesbrough, Peter. *Formulary of Old Scots Legal Documents*. Vol. 36. Edinburgh: The Stair Society, 1985. (FHL book 941 B4st v.36.)

*An Introductory Survey of the Sources and Literature of Scots Law*. Vol. 1. The Stair Society. Edinburgh: Robert Maclehose & Co., Ltd. for The Stair Society, 1936. (FHL book 941 B4st; film 1426033.)

Sinclair, Cecil. *Tracing Your Scottish Ancestors: A Guide to Ancestry Research in the Scottish Record Office*. Edinburgh: Her Majesty's Stationery Office, 1990. (FHL book 941 D27s.)

## LANGUAGE AND LANGUAGES

---

Most records used in Scottish research are in English. They may, however, be difficult to read because of unique Scottish words, Latin words, or different handwriting styles.

### Unique Scottish Words

Some words you will see in Scottish records are not used in English. The following list contains some of the more commonly used Scottish words:

Scottish	English
aith	oath
ane	one, an
bairne, bairn	child or baby
bairnis	baby's
baptist	baptized
beand	being
befoir	before
befeir	before
burgh	borough, town
callit	called
compear	appeared
deponit	deponed (witness)
do	ditto
doits	money (coins)

fay, fayr	father
haid	had
ilk (“of that ilk”)	having a surname of the same place
kirk, kyrk	church
laird	title of landholder
lawful	legitimate offspring
miln, myln	mill
main bairn	boy child
maid bairn	girl child
mortcloth	cloth covering body during burial ceremony
moy, moyr	mother
natural	often refers to illegitimate off-spring but could be used for legitimate offspring as well
nevoy	nephew
new born	usually unbaptized child
pns	presence (of)
producit	produced
putit	presented
pwir	poor
quwh	(such as who)
quha	who
qlk, quilk, quhilk, quhilck	which
quairfoir	wherefore
raiefeit	ratified
relict	widow, widower
resile, resiled	withdrawn (such as an offer of marriage)
schew	show
seik	sick
siclike, sicklike, syklyk	likewise
stillborn	born and died same day
unquhile, umquail	late, former, deceased
varnit	warned
vide	see (such as, <i>see page</i> )
wreitting	writing
wmquail, umquail, wmquail, umquail	now deceased

To find definitions for other words that are unfamiliar to you, you can use one of several Scottish dictionaries:

Craigie, Sir William A. *A Dictionary of the Older Scottish Tongue, from the Twelfth Century to the End of the Seventeenth.* Chicago: University of Chicago Press, 1937-. (FHL book 403.41 Sco87c.)

Graham, William. *The Scots Word Book.* 3rd rev. ed. Edinburgh: Ramsey Head Press, 1980. (FHL book 427.9411 G76s 1980.)

Jamieson, John. *A Dictionary of the Scottish Language.* Edinburgh: William Tait, 1866. (FHL book 427.941 J242j.)

Warrack, Alexander. *A Scots Dialect Dictionary.* London: W. & R. Chambers, 1911. (FHL book 427.9411 W25s.)

Robinson, Mairi, ed. *The Concise Scots Dictionary.* Oxford: Aberdeen University Press, 1985. (FHL book 427.9411 C748c.)

## Latin

Some Scottish records may contain Latin. Knowing some Latin will help you read these records. For help with Latin words, see the *Latin Genealogical Word List* (34077).

## Handwriting

Handwriting styles have changed over time. In early records, the handwriting is quite different from what it is today.

The best way to learn to read the old handwriting is to practice. The following strategies may help you:

- Begin with a more recent time period and work towards earlier periods.
- Make an alphabet of the writer's style.
- Read for sense.
- When you cannot read a word, decipher it letter by letter.
- If you cannot read a letter, compare the letter with the same letter in words you recognize.

For help in reading the old handwriting in Scottish records, use:

Simpson, Grant G. *Scottish Handwriting 1150-1650.* Edinburgh: Bratton Publishing Limited, 1973. (FHL book 941 G3s.)

## Abbreviations

Abbreviations are common in early handwriting. When recorders left letters out of a word, they indicated the fact by using various marks, such as a period, a colon, a tail on the last letter of the word, a curvy line over the word, or a raised letter at the end of the word. Abbreviations can be indicated in many ways, and it is important to study individual writers to see how they made abbreviations.

In Scottish church records, ministers often used only the first letter of the words, for example:

L.S. = lawful son  
L.D. = lawful daughter  
N.S. = natural son  
N.D. = natural daughter  
ch. = child  
Ch. N. = child named  
N. = named

Instead of writing the words father, mother, witness, son, or daughter, the minister may have used *f, m, w, s*, or other letters.

## Dates

Dates, instead of being numerical, are sometimes referred to by the name of the feast day or by one of the terms listed below:

Term	Meaning
current, instant	Same month (Sometimes used to mean “within 30 days” or a month.)
proximo	next month
ultimo	last month
penultimate day, penult day	the day before the last day of the month
jajvii, jmjvii, mvii	indicates the century, such as 1700s
eodem tempore, eod tempore	at the same time (the same date)
eodem die, eod die, E.D.	the same day
Gods die	God’s day, the Sabbath
Feb 1st Sabbath	exact day of month not stated
Feb 2nd Sabbath	event took place in Feb on the 1st, 2nd, or(whatever) Sabbath in the month

# MAPS

---

Maps can help you locate where your ancestors lived. There are many types of maps, and each can help you in a different way. Maps may describe economic growth and development, boundaries, migration and settlement patterns, locations of clans and families, military campaigns, transportation development, highways, rivers, town size, and effects of plagues.

There are many types of maps, such as historical, parish, county, topographical, enclosure, civil district, clan and family, and church diocesan maps.

Maps are published separately or in bound collections, called *atlases*. You may find maps in gazetteers, guidebooks, local histories, directories, or historical and social texts.

Since 1800, the Ordnance Survey has been the major source of topographical maps. English, Welsh, Scottish, and Irish maps are available in one-inch-to-the-mile, six-inches-to-the-mile, and twenty-five-inches-to-the-mile, and even ten-feet-to-the-mile. The series has been revised and published at different dates.

You will often need minute detail to find the location of an ancestor's home. City and street maps are helpful when researching in large cities. A partial list of such maps available at the Family History Library is:

*Rural and City Maps*. Typescript. Salt Lake City: Genealogical Society of Utah, 1985. (FHL book 942 E73c.)

## Using Maps

Use maps carefully because:

- Several places have the same name. For example, there are 57 places called *Mount Pleasant* in Great Britain.
- The place-name on the map may not be spelled as expected, because names in records were often spelled like they sounded.
- Parish boundaries are seldom indicated.

## Finding the Specific Place on the Map

To do successful research in Scottish records, you must identify where your ancestor lived. Because many localities have the same name, you may need some more information before you can find the correct area on a map. Search gazetteers, histories, family records, and other sources to learn all you can about the area, including the following information:

- The parish and county in which the place is located.
- The names of the churches in the area your ancestor lived.
- The size of the town and parish.
- The names of other villages in the parish.
- Your ancestor's occupation. (This may indicate the industries or size of the area.)
- Nearby localities, such as large cities.
- Places where other relatives lived.
- Nearby features, such as rivers, lakes, and mountains.
- The area's industries.

This information will help you distinguish between places of the same name and help you locate the correct place on a map. See the "Gazetteers" section for more information.

## Finding Maps and Atlases

Historical societies, county record offices, and public and university libraries all have collections of maps. The major collection for Scotland is at the National Library of Scotland.

The Family History Library has a good collection of Scottish maps and atlases. To find call numbers, look in the Locality Search under:

SCOTLAND - MAPSSCOTLAND, [COUNTY] - MAPSSCOTLAND, [COUNTY], [CITY] - MAPSGREAT BRITAIN - MAPS

Some helpful maps at the Family History Library are:

*Civil Parishes and Counties of North East Scotland*. [Scotland]: Aberdeen and North East Scotland Family History Society, [198-]. (FHL book 941 E7c.)

*National Map Series, Scale 1:100,000*. Var. eds. Edinburgh: John Bartholomew & Son, 1978-81. (FHL book 942 E7bm.) These are detailed, modern sheet maps, roughly one-mile-to-the-inch. Also in a bound atlas.

*Parish Maps of Scotland*. Salt Lake City: Genealogical Society of Utah, 1991. (FHL book 941 E7ch 1991.)

*The Phillimore Atlas and Index of Parish Registers*. 2nd ed. Chichester, England: Phillimore & Co. Ltd., 1995. (FHL book 942 E7pa 1995.)

Other useful publications on maps include:

Harley, J.B. *Ordnance Survey Maps: A Descriptive Manual*. Southampton: Ordnance Survey, 1975. (FHL book 942 E3osa.) This explains the history of and detail on Ordnance Survey maps.

*Civil Parish Map Index*. Edinburgh: General Register Office for Scotland, [1985?]. (FHL book 941 B4sg no. 1, 1987.)

Wilkes, Margaret. *The Scot and His Maps*. Edinburgh: Scottish Library Association, 1991. (FHL book 941 E7wm.) This is a good overview of the history of Scottish maps and mapmaking.

Contact your local bookstore to order maps of Scotland, or you may purchase maps by writing to either of the two following places:

Ordnance Survey Office  
Department LM  
Romsey Road  
Southampton, SO9 4DH  
England

John Bartholomew & Sons, Ltd.  
12 Duncan Street  
Edinburgh, EH9 1TA  
Scotland

## MERCHANT MARINE

---

A *merchant marine* is a person who worked aboard commercial ships. You may want to search merchant shipping records if you find one of the following terms in census, church, or civil records: *captain*, *mariner*, *seaman*, *mate*, *bowson* (*bos'n*, *bosun*, *boatswain*, *bo's'n*), or *super cargo*. Merchant marines were under control of the British government, so most of the records, including those for Scottish merchant marines, are listed under Great Britain in the Family History Library Catalog.

### Types of Records

***Ship's Muster Rolls and Agreements and Crew Lists.*** The ship master had to carry a written agreement with every crew member stating his wages, the capacity in which he was serving, and the nature of the voyage. These records were kept from 1747 to 1860. Pre-1854 records are arranged by port and ship number. Post-1854 records are arranged by ship number. *Lloyd's Marine Collection* can provide the ship number.

***Lloyd's Marine Collection.*** This collection contains several types of records, including captains' registers, 1869 to 1947. These show the captain's birth date and place, certificate number, examination date and place, the vessels on which he served, and death date. More information about this collection is in:

Hall, Christopher A. *A Guide to the Lloyd's Marine Collection at the Guildhall Library*. London: Guildhall Library, 1985. (FHL book 942.1/L1 A3hc.)

***Register of Seamen.*** This register contains copies of the certificates issued to individuals authorizing them to serve on a ship. The registers exist for the years 1835 to 1856. They give the man's age, birthplace, date of first going to sea, rank, service record, and the ship name. Those

from 1844 to 1856 give a physical description of the man. The registers for some years are indexed.

***Births, Deaths, and Marriages Occurring on Board British Merchant Vessels.*** Shipboard events were recorded in a ship's log. They cover the years 1854 to 1890. Some of these records are indexed.

***Surname Index to the 1861 Census Returns of Ships.*** This is an alphabetical list (FHL fiche 6025598, 8 fiche) of all people who were on board naval, merchant, and smaller vessels when the 1861 census was taken. These ships are not emigrant ships. The few passengers listed are usually family members of the crew. The information includes name, age, occupation, birthplace, name of the ship, and reference numbers for finding the records either in the Family History Library or the Family Records Centre. The address for the Family Records Centre is:

Family Records Centre  
Myddleton Street  
London EC1R 1UW  
England

Census returns for other years include lists of persons on board ships. Some years are filed with the returns of the port city where the ship was docked. Other years are filed together in a group themselves.

***Trinity House Petitions.*** These appeals for relief from poverty-stricken merchant seamen or their widows exist for 1780 to 1880 and often include birth, marriage, and death information. Some of the records are indexed.

***Certificates of Competency and Service: Masters, Mates, and Engineers.*** If a man wanted to become a master or mate, he had to take an examination. A certificate showing name, birthplace, birth date, and the date and place the certificate was issued and given to the man after the exam. Registers were kept of these certificates. They start in 1845, but few were kept until compulsory registration in 1850.

***Foreign Consular Records.*** Foreign consular records, found in the Locality Search of the Family History Library Catalog under GREAT BRITAIN - CIVIL REGISTRATION, record seamen who died at sea. The place where the seaman came from is often included.

### **How to Find Records in the Family History Library**

The Family History Library Catalog lists merchant marine records in the Locality Search under:

GREAT BRITAIN - MERCHANT MARINES  
SCOTLAND - MERCHANT MARINE

### **For Further Reading**

For more information about merchant marines, see:

Dobson, David. *Scottish Seafarers of the Seventeenth Century*. [Edinburgh]: Scottish Association of Family History Societies, 1992. (FHL book 941 U2dd.) Seafarers between 1600 and 1700 are listed alphabetically by surname.

*Records of the Registrar General of Shipping and Seamen*. London: Public Record Office, 1993. (FHL book 942.1/L1 A3pa 1993 no. 5.) This pamphlet discusses records available at the Public Record Office, Kew.

Watts, Christopher T., and Michael J. Watts. *My Ancestor Was a Merchant Seaman: How Can I Find Out More About Him?* London: Society of Genealogists, 1986. (FHL book 942 U37w.) This guide explains contents of a variety of records as they relate to the merchant seaman.

## MILITARY RECORDS

---

Military records identify individuals who either served or were eligible to serve in the military.

Before 1707 Scotland had its own military. During that time, people were only called up when needed. They were dismissed when the need was met. Few records were kept during this time.

In 1707 the governments and militaries of England and Scotland united. Most records from this time forward are housed in the Public Record Office in England. The information contained in the records varies depending on the record, but you will generally find the following information in military records: date of enlistment, date of release, record of service, age, place of birth, residence, spouse, and children.

During the eighteenth and nineteenth centuries, the military had the following branches: army, navy, militia, fencibles, yeomanry, territorial armies, coast guard, and royal marines.

To find a person's military record, you must know the regiment or ship on which the person served. You can often find this information in home sources, certificates of births, marriages, and deaths, census records, or other types of records created over the life of your ancestor.

Military service (other than the militia) was usually a lifetime career. Officers came from the upper classes and soldiers often came from the working class. Compulsory draft was generally not used except in times of greatest need, and people could purchase substitutes if they did not wish to serve.

The navy sometimes used to force men to serve on their ships. This was called *impressment*. The navy stopped this practice in 1815 when it became illegal.

## Army

Pre-1872 army records are organized by regiment. Most regiments have published histories which tell the places they served and the battles they fought. A bibliography of these histories is:

White, Arthur S., comp. *A Bibliography of Regimental Histories of the British Army*. London: The Society for Army Historical Research, 1965. (Not at FHL.)

To find military histories at the Family History Library, look in the Locality Search of the catalog under GREAT BRITAIN - MILITARY HISTORY.

Records of officers and enlisted men are usually separate. Records of officers usually include only commissioned officers, which were field marshal, general, lieutenant-general, major-general, brigadier, colonel, lieutenant-colonel, major, captain, lieutenant, ensign, cornet, paymaster, adjutant, quarter-master, surgeon, assistant surgeon, chaplain.

### Types of Records

Army records include the following:

**Chaplains' Returns.** Army chaplains throughout the British Empire kept records that list the baptisms, marriages, and burials by regiment. These returns (from 1796 to 1880) are indexed and available at the Family Records Centre in London.

**Lists of Officers.** Published annually, these records give the name, rank, and regiment (FHL book 942 M25g; film 856427-452).

**Muster Rolls.** Records usually list name, age at enlistment, date, and place of enlistment. Army musters exist from 1760 to 1878.

**Pay Records.** These include pay lists, warrants, and ledgers.

**Pension Records.** Pensions were available to officers, their widows, and children. The earliest of these records date from 1713 and include both service and personal information.

**Records of Service.** These records are for officers and were kept from 1771 to 1911.

**Regimental Description Books.** These books include name, age at enlistment, birthplace, previous trade, and physical description. Most books start about 1805 and continue to 1850.

**Regimental Registers.** These are registers of births, baptisms, marriages, and burials of soldiers or members of their families that were compiled by regiment. Baptisms are indexed. Marriages and burials are partially indexed. These records (1761 to 1924) are available at the Family Records Centre.

**Soldiers' Documents.** Since military service was usually for one's lifetime, discharge was often due to wounds or other physical impairment. Soldiers were discharged through an Army hospital, such as Chelsea. These records are available only for those soldiers who were discharged to pension. They have various arrangements depending upon the time period. Records exist from 1760 to 1914.

## Location of Original Records

The above records are at the Public Record Office, Kew, unless stated otherwise. Pre-1707 records are at:

Scottish Record Office  
P.O. Box 36  
HM General Register House  
Edinburgh EH1 3YY  
Scotland

Post-1914 records are at:  
Army Records Centre  
Bourne Avenue  
Hayes, Middlesex UB3 1RF  
England

## Records at the Family History Library

The Family History Library has:

- Soldier's documents.
- Regimental description books.
- Lists of officers.
- Records of service.

You can find military records by looking in:

*Army Records*. Salt Lake City: Genealogical Society of Utah, 1978. (FHL book 942 M2A; film 990313 item 5.) This is a typescript list of army records in the Family History Library's collection.

You can also find them by looking in the Locality Search of the Family History Library Catalog under either SCOTLAND or GREAT BRITAIN and the following topic headings:

MILITARYMILITARY HISTORYMILITARY - ARMY

## Navy

Numerous navy records were kept after the union of England and Scotland in 1707. However, unless you know the name of a ship, they may be difficult to use. Many are available only at the Public Record Office.

Records for officers and seaman were generally kept separately. The ranks of officers were as follows:

Commissioned officers include:

- Flag officers—admiral of the fleet, admiral, vice admiral, and rear admiral.
- Ship officers—captain, commander, lieutenant.
- Posts for men aspiring to be commissioned officers—first class volunteers, midshipmen, executive mates.

Warrant officers include:

- Wardroom rank—master, surgeon, purser, chaplain, schoolmaster, cook.
- Not of the wardroom rank—gunner, boatswain, carpenter.

Many sources list navy ships with descriptions, dates, and places of service. A good example is:

Colledge, James J. ***Ships of the Royal Navy***. Annapolis, Md.: Naval Institute Press, 1987. (FHL book 942 M3c.)

Official list books, available from 1673, give ports of call for ships during each year.

## **Types of Records**

Navy records include:

***Officers Service Records.*** These date from about 1795 and list officers' service information.

***Navy Lists.*** Starting in 1782, these lists contain seniority lists of officers from lieutenant upwards.

***Succession Books.*** Arranged by ship, these books give the successive appointments to each position on the ship.

***Musters and Pay Books.*** These are lists of the ship's company and give information such as appearance, whether or not pressed into service, age, birthplace, and discharge.

***Certificates of Service.*** Starting in about 1790, certificates were needed to support a claim to receive a pension.

***Continuous Service Engagement Books.*** From 1853, navy ratings (seamen) were assigned continuous service numbers. The records give name, birth date, birthplace, description, and ship. From 1872 to 1892, merchant seamen were included.

***Registers of Service.*** There are several different types of service registers with the earliest dating only from the 1840s and pertaining to officers. Before that time, officers were issued certificates of service only when they needed to prove qualifying service. The earliest service registers for ratings (seamen) are for those entering the service from 1873.

***Bounty Papers.*** These give the name and address of the relation to whom bounty is to be paid in case the seaman is killed in action or dies. They include baptismal and sometimes marriage certificates of next of kin.

***Lieutenant's Passing Certificates.*** Registers of those young officers or gentlemen examined for promotion to Lieutenant in the Navy from 1691 to 1848. From 1789 onwards baptismal certificates were attached to them. They are indexed to 1832.

## **Location of Original Records**

Pre-1914 navy records are at the Public Record Office, Kew.

Post-1914 navy records are at:

Ministry of Defense  
Main Building, Whitehall SW1A 2HB  
England

The Family History Library has

- Continuous service engagement books.
- Indexes to commission and warrant books.
- Bounty papers.
- Some navy lists.

You can find records at the Family History Library records in the Locality Search of the catalog under either SCOTLAND or GREAT BRITAIN and the following topic headings:

MILITARYMILITARY HISTORYMILITARY - NAVY

## **Militia**

Militia units were generally raised on a county basis. Each unit kept its own records. Lists of eligible men were compiled, and compulsory draft was used as needed. The decision of who would serve in the militia was usually left up to the individual parishes.

## **Location of Original Records**

Records of muster up to the Act of Union of 1707 are kept at the Scottish Record Office in Edinburgh. A list of these records is in:

*Tudor and Stuart Muster Rolls.* Birmingham: Federation of Family History Societies, 1989. (FHL Ref. 942 M2gj.)

To find post-1707 muster lists held by the Scottish Record Office and other Scottish archives, see:

***Militia Lists and Musters 1757-1876***. Birmingham: Federation of Family History Societies, 1989. (FHL Ref. 942 M2gmm.) This source also lists regimental returns for the reestablished militia from 1798 onwards, which are at the Public Record Office, Kew.

Some militia records are found with the army records mentioned previously, particularly the records of service of officers and the soldiers' documents.

## **Records at the Family History Library**

Many militia records have been microfilmed and are available at the Family History Library.

The Family History Library Catalog lists militia records in the Locality Search under:

GREAT BRITAIN - MILITARY RECORDSSCOTLAND - MILITARY  
RECORDSSCOTLAND [COUNTY] - MILITARY RECORDS

## **Other Branches of the Military**

The following other military branches have separate records:

- *Fencibles* were army units raised for home service only. Fencibles were usually classed with the militia, and records are kept with militia records.
- *Yeomanry* were volunteer regiments, records of which often do not survive or are not very complete.
- *Territorial armies* were forces raised in other countries. Records of these forces are usually in the country where the forces were raised. A notable exception is the Indian Army, for which many records are held at the India Office Library.
- *Coast Guard* (1816-1923) and *Royal Marines* (1790-1914) kept their own records, including pension, description, and other records.

These records are at the Public Record Office, Kew.

For more information on military records for branches of the service other than navy or regular army, see the military record handbooks listed next.

## **Handbooks on Military History and Military Records**

Because the records are vast and varied, it would be useful to read some of the following books to learn more about the military and what is available for each branch of the service:

Barnes, R. Money. *The Scottish Regiments: Britain, Canada, Australia, New Zealand, South Africa, 1625 to the Present Day*. London: Seeley Service, 1956. (FHL book 941 M25b.)

Calder, Jenni. *The Story of the Scottish Soldier, 1600- 1914*. Edinburgh: Her Majesty's Stationery Office, 1987. (FHL book 941 M2c.)

Fowler, Simon. *Army Records for Family Historians*. London: Public Record Office, 1992. (FHL Ref 942 M27f.)

Hamilton-Edwards, Gerald. *In Search of Army Ancestry*. London: Phillimore & Co., Ltd., 1977. (FHL book 942 M2ha.)

Higham, Robin. *A Guide to the Sources of British Military History*. London: Routledge & Kegan Paul, 1972. (FHL book 942 M2h.)

Kitzmiller, John. *In Search of the Forlorn Hope*. Ogden, Utah: Manuscript Publishing Foundation, 1988. (FHL book 942 M2kj.)

*Records of Officers and Soldiers Who Have Served in the British Army*. London: Public Record Office, 1984. (FHL Ref. book 942 M23gb.)

Rodgers, N.A.M. *Naval Records for Genealogists*. Her Majesty's Stationery Office, 1988. (FHL book 942 A5p no. 22.)

Swinerton, Ian. *The British Army: Its History, Tradition, and Records*. Birmingham: Federation of Family History Societies, 1996. (FHL book 942 M2si.)

Swinson, Arthur S., ed. *A Register of the Regiments and Corps of the British Army*. London: Archive Press, 1972. (FHL book 942 M2am No. 1.)

Thomas, Garth. *Records of the Royal Marines*. London: Public Record Office, 1994. (FHL Ref 942 M27tg.)

Watts, Michael J., and Christopher T. Watts. *My Ancestor Was in the British Army: How Can I Find Out More About Him?* London: Society of Genealogists, 1992. (FHL Ref 942 M27wm.)

## NAMES, PERSONAL

---

Understanding given names and surnames can help you trace your ancestors. This is particularly true once the origin of the name has been established.

## Surnames

The nobility and wealthy land owners first began using surnames. Merchants and townspeople adopted the custom, as eventually did the rural population. This process took several centuries. Surnames developed from several sources and include the following types:

- *Occupational* (based on a person's trade, such as Carter or Smith)
- *Geographic* (based on a person's residence, such as Drayton or Debenham)
- *Patronymic* (based on a person's father's name, such as Robertson, son of Robert or MacPherson, son of Pherson)
- *Descriptive or nickname* (such as Joy or Child)

Many books discuss the origin of Scottish surnames. One of the better books is:

Black, George Fraser. *Surnames of Scotland: Their Origin, Meaning, and History*. New York: New York Public Library, 1946. (FHL book 941 D4b.)

After the Battle of Culloden in 1746 and the subsequent restrictive acts against the Highland clans, many people changed their surnames from clan names to less Gaelic names to avoid being punished by the British government for being associated with clans in disfavor with the crown. Sometimes several generations used a different surname before changing it back to the original clan name.

## Patronymics

Patronymics is the custom of deriving a surname from the name of a father or male ancestor. In the Orkney Islands, Shetland Islands, and many parts of northern Scotland, many people use patronymic names.

The use of patronymics in Scotland was in part a result of early Scandinavian settlement into Scotland, which influenced naming patterns for centuries. While the common use of patronymics eventually died out, their influence is still apparent.

## Given Names

The Scottish, for the most part, had a naming pattern which can be seen in many families. The pattern generally went as follows:

- The first son was named after the father's father.
- The second son after the mother's father.
- The third son after the father.
- The first daughter after the mother's mother.
- The second daughter after the father's mother.

- The third daughter after the mother.

Sometimes when a child died, the next child of that gender born into the family was given the same name as the deceased child. Occasionally two or more living children in the family were given the same given name. When they were christened, children were usually given one or two given names.

A book describing Scottish Christian or given names is:

Dunkling, Leslie Ann. *Scottish Christian Names: An A-Z of First Names*. London: Johnston and Bacon, 1978. (FHL book 941 D4du.)

Many names in pre-1700 records are in Latin. Volume three of the following work contains a select list of Latin given names with the English equivalent:

Gardner, David E., and Frank Smith. *Genealogical Research in England and Wales*. Salt Lake City: Bookcraft Publishers, 1956-1964. (FHL book 929.142 G172g .)

## NEWSPAPERS

---

The first Scottish newspapers of any significance and continuance were the *Edinburgh Evening Courant* (1718) and the *Caledonian Mercury* (1720), which were national papers and gave little local news.

The first regional papers were the *Glasgow Journal* (1741) and the *Aberdeen Journal* (1748). The first paper that gave substantial coverage to local news was the *Glasgow Mercury* (1778).

Many more newspapers came into being after the French Revolution. You may find information such as local events; births, marriages, and deaths; obituaries of local worthies; and advertisements. Information taken from newspapers may be indexed to varying extents.

You can find copies of newspapers in the collections of the Newspaper Library section of the British Library, the National Library of Scotland, and local Scottish history libraries. For a comprehensive list of Scottish newspapers and their locations, see:

Ferguson, J.P.S. *Directory of Scottish Newspapers*. Edinburgh: National Library of Scotland, 1984. (FHL book 941 B3f.)

Other lists of holdings of Scottish newspapers include:

*Catalogue of the British Newspaper Library, Colindale*. 8 vols. London: British Museum Publications, 1975. (FHL book Q 942 A5cn.)

Ferguson, Joan P. S. *Scottish Newspapers Held in Scottish Libraries*. Edinburgh: Scottish Central Library, 1956. (FHL book 941 B3f; film 924676 item 4.)

North, John S. *The Waterloo Directory of Scottish Newspapers and Periodicals, 1800-1900*. 2 vols. Waterloo, Ontario: North Waterloo Academic Press, 1989. (FHL book Ref. 941 B33n.)

Crane, R.S., and F. B. Kaye. *A Census of British Newspapers and Periodicals, 1620-1800*. 2nd ed. London: Holland Press, 1966. (FHL book 942 B3ce.) This lists holdings in major U.S. libraries.

The Family History Library has no Scottish newspapers, but it does have some indexes and other related materials. You can find them in the Locality Search of the Family History Library Catalog under:

#### SCOTLAND - NEWSPAPERSSCOTLAND, [COUNTY] - NEWSPAPERS

Modern newspapers can be helpful for finding living relatives or obtaining the services of someone to make searches in the locality from where your ancestors came. To obtain addresses for current newspapers use:

*Benn's Press Directory*. Tunbridge Wells, Kent: United Newspapers Ltd, 1996. (FHL book Ref 942 B3n.)

## NOBILITY

---

The nobility is a class of people who had special political and social status. Nobility is inherited or granted by the crown as a reward to persons who perform a heroic deed, have a notable achievement, or hold a prominent government position.

British nobility has a well-defined order. The highest noblemen are *peers*, which include the titles (in descending rank) duke, marquis, earl, viscount, and baron. This is followed by the *gentry*, whose titles are baronet, knight, esquire, and gentleman. Both peers and gentry are entitled to bear coats of arms.

The noble class forms less than five percent of Scotland's population. Scotland limited the growth of the noble class. The eldest son inherits the father's title, and younger sons may or may not have lesser titles. When a nobleman dies without sons, the title lapses unless the crown awards the title to a daughter's husband.

Most family traditions of having a noble ancestor are not true since most noblemen did not emigrate. Contrary to popular belief, few nobles were disowned by family members for unacceptable behavior. Thus, most traditions of an ancestor being "erased" or "eliminated" from all records are unfounded.

Illegitimate children were not entitled to noble status and are often not shown in family pedigrees. They may, however, have been granted a title and variation of the father's coat of arms.

Younger sons had the right to use the father's coat of arms altered with *cadency*, a mark showing birth order.

The records of peerage creations and related documents are kept at the Lyon Office (see the "Heraldry" section of this outline).

There are many original records for noble families. These documents often are not available to the public, but you can accomplish most nobility research in secondary sources.

Noblemen were anxious to preserve their identity. Therefore, many kept records of their ancestry, some of which have been published. A number of published family histories also contain information about Scottish nobility. Use the Surname Search of the Family History Library Catalog to find references to family histories at the Family History Library.

A good source for information on Scottish families is:

Paul, Sir James Balfour, ed. *The Scots Peerage*, 9 vols. Edinburgh: David Douglas 1904. (FHL book 941 D22p).

The Family History Library has many records of noble families other than family histories listed in the Locality Search of the catalog under:

SCOTLAND - NOBILITY  
SCOTLAND, [COUNTY] - NOBILITY  
SCOTLAND - GENEALOGY  
GREAT BRITAIN - NOBILITY

There are many other books which deal with noble families of Great Britain. Burke's Peerage Limited has published many such books. To find Family History Library film numbers, look in the Author/Title Search of the catalog on microfiche under BURKE, SIR JOHN BERNARD.

See also the "Heraldry" and "Genealogy" sections of this outline.

## OCCUPATIONS

---

Knowing an ancestor's occupation can help you distinguish him from other individuals with the same name. The records associated with your ancestor's occupation could provide information about his or her life and family.

In Scotland, the cities and towns, or *burghs*, were often established by royal charter, in which case they were called *royal burghs*. Craftsmen and tradesmen who lived and worked within the burghs were called *burghesses*. The burghesses would often band together into guilds to regulate

trade and to protect their members' interests. A person could become a member of a guild of burgesses by completing an apprenticeship, by being the son of a burghess, or by marrying the daughter of a burghess. The guilds could monopolize business in the burgh and they kept careful records of their members. Records of tradesmen and craftsmen living outside of the burghs generally were not kept.

The Scottish Record Society has published lists of burgesses and guild brethren for Edinburgh, Canongate, Glasgow, and Dumbarton as well as the apprentices for Edinburgh (FHL book 941 B4sr). Burgh records are held by the Scottish Record Office and by local record offices, but most are not indexed.

In addition to burgh and guild records, the Scottish Record Office also has records of doctors, lawyers, architects, railway men, schoolmasters, coal miners, and other occupations. A guide to the holdings of the Scottish Record Office is found in:

Sinclair, Cecil. *Tracing Your Scottish Ancestors: A Guide to Ancestry Research in the Scottish Record Office*. Edinburgh: Her Majesty's Stationery Office, 1990. (FHL book 941 D27s.)

The Family History Library has no original occupational records but has many works and indexes relating to occupational records. Look in the Locality Search of the Family History Library Catalog under SCOTLAND - OCCUPATIONS.

Look also in *Smith's Inventory of Genealogical Sources Scotland*. This is a subject index to items found in selected periodicals, books, films, and so forth in the Family History Library's collection. See the section "Records at the Family History Library" in this outline for more information.

A useful source in helping to locate occupational records is:

Raymond, Stuart. *Occupational Sources for Genealogists: A Bibliography*. 2nd ed. Exeter, Devon: Federation of Family History Societies, 1996. (FHL book 942 U23rs 1996.)

## PERIODICALS

---

A periodical is a magazine, newsletter, or journal published on a regular basis. Journals are published by family history, local history, one-name (organized to study a specific surname), and national societies. The articles often include:

- Family genealogies and pedigrees.
- Transcripts of church records, migration lists, and cemetery records.
- Suggestions for research procedures.
- Information about local records, archives, and services.
- Book advertisements and book reviews.

- Research advertisements.
- Researcher queries or requests for information about their ancestors.

For more information about societies, see the “Societies” section of this outline.

A few of the countrywide journals are:

*The Scottish Association of Family History Societies Bulletin*. Published by The Scottish Association of Family History Societies. This is published twice a year and contains news and updates from the various family history societies across Scotland.

*The Scottish Genealogist: The Quarterly Journal of the Scottish Genealogy Society*. 1954-. Published by the Scottish Genealogy Society. (FHL book 941 B2g.)

*Scottish Local History*. 1960-. Published by Scottish Local History Forum. This is published three times a year. (FHL book 941 H25sl.)

A good source for Scottish periodicals is:

*Current Periodicals in the National Library of Scotland*. Edinburgh: National Library of Scotland, 1987-. This is a bibliography of Scottish periodicals. It is available on microfiche at the Family History Library.

Many major libraries have the following directory:

*Ulrich's International Periodicals Directory*. New York: Bowker, 1932-. (FHL book 016.05 U17p.) This directory gives the subscription, address, and name for many journals.

Another valuable source for finding pertinent periodical articles is *Periodical Source Index on Microfiche (PERSI)*.

Many English local and family history societies include sections about Scottish research in their publications. There are also genealogically oriented periodicals which are not associated with family history societies. These may also contain information on Scottish records and research.

Journals are available from the societies that publish them. Major archives with genealogical collections have copies of many journals, especially those for the area they serve.

The Family History Library subscribes to many journals published by family history societies and magazines published independently. If you know the title, search the Author/Title Search of the catalog on microfiche. To find journals in the Locality Search, look under SCOTLAND or SCOTLAND - [COUNTY] then under one of the following subjects:

PERIODICALS  
SOCIETIES - PERIODICALS  
GENEALOGY - PERIODICALS  
HISTORY - PERIODICALS

## PROBATE RECORDS

---

Probate records are court records dealing with the distribution of a person's estate after death. Information recorded may include the death date, names of heirs and guardian, relationships, residences, inventories of the estate (including household goods), and names of witnesses.

These records are very helpful because probate actions were recorded long before birth, marriage, and death registration.

Probate records were not created for every person who died. They were made primarily by the middle and upper classes, most of whom were nobility, gentry, merchants, or tradesmen. However, probate records are a very valuable source not to be overlooked.

### General Historical Background

In Scotland before 1868, it was not possible to leave land to a person by using a will. It was only possible to give other types of property, known as *moveable* property, by means of a *testament*. There are two types of testaments:

- If a person died leaving a testament that named an executor, the document confirming that executorship and the attached testament is called a *testament-testamentar*.
- If a person died without leaving a testament and the court appointed an executor to administer the estate, then the confirming document is called a *testament-dative*.

To inherit *unmovable* property such as land, heirs had to prove in court their right to inherit. The records granting these rights are called *services of heirs*. Records of actual transfers of land are called *sasines*. You will find more information about these records in the "Land and Property" section of this outline.

### Determining the Court

Before the Scottish Reformation and the establishment of the Presbyterian Church in 1592, confirmation of testaments was the prerogative of Episcopal (bishop's) courts. Their subordinates, called *official* or *commissariat courts* actually carried out the probate function.

After the reformation in 1560, fifteen commissariats were established by royal authority. The principal commissariat court was in Edinburgh, and it had both local and general jurisdiction. The territorial extent of the commissariat courts paid little attention to county boundaries.

To help you determine which commissariat court had jurisdiction over which parishes and counties, see the following guides:

*Testaments and Commissariat Records of Scotland*. Salt Lake City: Genealogical Society of Utah, 1972. (FHL book 941 P2gs; fiche 6054479.)

Cecil Sinclair. *Tracing Your Scottish Ancestors: A Guide to Ancestry Research in the Scottish Record Office*. Edinburgh: Her Majesty's Stationery Office, 1990. (FHL book 941 D27s).

After 1823, testaments were proven by commissariat departments within the sheriff courts. The boundaries of these courts' jurisdiction is the same as the county boundaries, but the names of the courts are not necessarily the same as the names of the counties.

To determine a court after 1823 you need only know in which county your ancestor lived. You can then use the records of the sheriff court for that county. Lists of the counties and their sheriff courts are found in the guides mentioned previously.

The commissariats were absorbed by the sheriff courts, which now handles executory matters.

## **Finding Probate Records**

The original records of the commissariat and sheriff courts are housed at the Scottish Record Office in Edinburgh (see the "Archives and Libraries" section for the address).

The Family History Library has microfilm copies of the commissariat court records to 1823 and some sheriff court records. To find these records, look in the Locality Search of the Family History Library Catalog under:

SCOTLAND - PROBATE RECORDSSCOTLAND, [COUNTY] - PROBATE RECORDS

## **Indexes to Probate Records**

### **Indexes to Commissariat Records**

To find a probate record of interest, you should first search available indexes. Many probate records have been indexed.

The Scottish Record Society has published indexes to the Commissariat Court records to 1800 (FHL book 941 B4sr). Other indexes are available for 1800 to 1823 and for 1800 to 1829 for Edinburgh, Haddington, and Linlithgow.

You can find Family History Library film numbers for indexes to probate records in:

*Testaments and Commissariat Records of Scotland*. Salt Lake City: Genealogical Society of Utah, 1972. (FHL book 941 P2gs; fiche 6054479.)

You can also look in the Locality Search of the Family History Library Catalog under:

SCOTLAND - PROBATE RECORDS - INDEXESSCOTLAND, [COUNTY] - PROBATE RECORDS - INDEXES

## Indexes to Sheriff's Court Records

**1824 to 1845.** Indexes for sheriff court records for these years are available only in Scotland at the Scottish Record Office (see the “Archives and Libraries” section of this outline for the address).

**1846 to 1867.** For indexes to sheriff's court records from 1846 to 1845, see:

*Indexes to Personal Estates of Defuncts.* Edinburgh: Scottish Record Office, 1985. (FHL films 1368215-17.) These are indexes to the inventories of the estates of the deceased.

When you find a reference to an inventory, you can find a Family History Library microfilm number in:

*Testaments and Commissariat Courts of Scotland.* Salt Lake City: Genealogical Society of Utah, 1972. (FHL book 941 P2gs; fiche 6054479.)

You can also use the Locality Search of the Family History Library Catalog to see if the library has any records for your county of interest.

If the Family History Library does not have any records for the county you want, you will need to write to the Scottish Record Office to determine if a testament exists and to obtain a copy.

**1868 to 1875.** Indexes and probate records for these years are available only at the Scottish Record Office.

**1876 to 1959.** There is a series of annual printed indexes called:

*Calendar of Confirmations and Inventories.* Edinburgh: Her Majesty's Stationery Office, n.d. (FHL book Q941 P2s; films 990433, 990447-68, and 1440931-6.) The library has the calendars for 1876 to 1936. If you find a reference to a probate record in the calendars, you will have to write to the Scottish Record Office to obtain a copy of the probate record.

## Difficulties in Finding a Probate Record

If you have difficulty locating a probate record, keep these points in mind:

- Only a small percentage of the population of Scotland left testaments.
- A person's pre-1823 testament could have been proved in the Commissary Court of Edinburgh even though he or she lived elsewhere in the country.
- A person's post-1823 testament could have been proved in the Sheriff Court of Edinburgh even though he or she lived elsewhere in the country.

- A person who died outside of Scotland but who owned property within Scotland would have his or her testament proved in an Edinburgh court or the Prerogative Court of Canterbury.
- Testaments for women may be under their maiden name.

## POORHOUSES, POOR LAW, ETC.

---

### Before 1845

*Heritors* were the landowners of the parish. They were responsible for maintaining the church, the dwelling house of the minister, and the school. Until 1845, they were also responsible for caring for the poor in the parish. The heritors worked with the Kirk Session (parish court), but the heritors were more involved with the disbursement of parish funds.

Heritor records vary in the type of information they contain, but almost every family in the parish shows up in them at one time or another. Because the parish received its funds by assessing (taxing) the heritors, these records also contain assessment rolls that list the land owners and the value of their property. You will also find lists of inhabitants and poor persons.

Heritor records are at the Scottish Record Office. You can find a list of them in the *Scottish Record Office Finding Aids* included in:

*Index to National Inventory of Documentary Sources*. London: Chadwyck-Healey, 1986-. (FHL fiche 6341118; FHL compact disc 1313 no. 10.)

The Family History Library does not have heritor records on microfilm.

### After 1845

In 1845, a new law set up a parochial board to oversee the care of the poor.

One of the main records created by the parochial board is the *General Register of Poor Belonging to [Parish]*. These registers contain information such as name, age, residence, amount of relief, and country and place of birth. If the person was born in Scotland, the record also gives the parish of birth. The column "Change of Circumstance" often contains information such as an illegitimate birth.

The registers of the parochial board are mostly found in the regional archives and local libraries. However, you may find some among the heritors' records in the Scottish Record Office.

The Family History Library has very few of these registers. To see if the library has records for the parish you are interested in, look in the Family History Library Catalog under SCOTLAND, [COUNTY], [PARISH] - POORHOUSES, POOR LAW, ETC.

To find out more about the records of the parochial board, read:

Withers, Charles W.J. "Poor Relief in Scotland and the General Register of Poor." *The Local Historian*. 17 no. 1 (Feb. 1986): 19-28. (FHL 942 B2ah.)

Applicants who were denied relief by the parish could take their case to the sheriff courts, so you may find information on your ancestor in the records of the sheriff's court. Some of these records are at the Scottish Record Office. Some could still be with the sheriff's court or in the regional archives or local libraries.

For more information or other records on the poor, look in the Family History Library Catalog under:

SCOTLAND - POORHOUSES, POOR LAW, ETC. SCOTLAND, [COUNTY] - POORHOUSES, POOR LAW, ETC.

## SCHOOLS

---

If your ancestor went to one of Scotland's colleges, universities, or schools, he or she may be in the institution's enrollment records. Some of these records have been published, notably for the sixteenth to the nineteenth centuries.

These records may contain valuable information about your ancestor, such as name, birthplace, residence, father's name, and other biographical details.

The Family History Library has very few Scottish school records, but there are some records for larger cities such as Edinburgh and Glasgow. You can find school records in the Locality Search of the catalog under:

SCOTLAND - SCHOOLSSCOTLAND, [COUNTY] - SCHOOLSSCOTLAND, [COUNTY], [CITY or PARISH] - SCHOOLS

## SOCIETIES

---

Scottish societies and organizations may have information of value to your genealogical research. Some are set up on a regional basis, others on a countywide basis, and others are only for a portion of a county. Most publish helpful journals, transcripts, and compiled genealogies. They may have ongoing projects searching and indexing records which are of genealogical value. Some publish queries about Scottish ancestors or maintain lists of member research interests.

You may want to join one of these societies and to support their efforts. This section of the outline discusses only Scottish societies, but do not overlook other societies in Great Britain and in the country to which your ancestors immigrated.

See the “Periodicals” section of this outline for more information about the journals and newsletters published by these societies.

### Family History Societies

A coordinating organization for many societies is the Scottish Association of Family History Societies (SAFHS). The society publishes *The Scottish Association of Family History Societies Bulletin*, which contains news and updates on its member societies. For information about this organization, write to:

Scottish Association of Family History Societies  
51/3 Mortonhall Road  
Edinburgh EH9 2HN  
Scotland

### Local History Societies

Many societies study local history and publish journals on the subject. A coordinating organization for local history groups is the Scottish Local History Forum. They publish *Scottish Local History Journal*. You may write for information about this association to:

The Honourable Secretary  
Scottish Local History Forum  
c/o National Museums of Scotland  
York Buildings, Queen Street  
Edinburgh EH2 1JD  
Scotland

## One-Name Groups

Some organizations gather information about all individuals with a particular surname. If you are interested in such an organization, contact:

Guild of One-Name Studies  
Box G  
14 Charterhouse Buildings  
Goswell Road  
London EC1M 7BA  
England

## Finding Records at the Family History Library

The Family History Library has copies of many records compiled by these societies. To find them, look for the society's name in the Author/Title Search of the catalog on microfiche. Or, look in the Locality Search under:

SCOTLAND - SOCIETIES  
SCOTLAND, [COUNTY] - SOCIETIES

The Locality Search also lists some records gathered by societies under the record type. For example, cemetery transcripts done by a local family history society are listed in the Locality Search under SCOTLAND, [COUNTY] - CEMETERIES.

You can also use the Locality Search to find lists and guides that describe societies' collections. Search under:

SCOTLAND - ARCHIVES AND LIBRARIES  
SCOTLAND - [COUNTY] - ARCHIVES AND LIBRARIES  
SCOTLAND - [COUNTY] - [CITY, TOWN, or PARISH] - ARCHIVES AND LIBRARIES

## TAXATION

---

Various records exist for taxes levied throughout Scottish history. Originally, government revenues came from property owned by the crown. The government levied small-scale, national taxes during times of specific financial need. National taxes were separate from the local taxes, or *rates*, which were collected by the parishes for local services and poor relief (see the "Church Records" or "Poorhouses, Poor Law, etc." sections of this outline). Separate records may have been created for the assessment and collection of the taxes.

After England and Scotland unified in 1707, Scotland had many of the same taxes as England. However, not all English taxes were levied on the Scottish at the time of union.

## Types of Tax Records

Some Scottish taxes include:

**Apprenticeship Tax.** From 1710 to 1811, a tax was assessed on the money a master received for an apprenticeship indenture. The tax was due within one year after the term of indenture expired. Apprentices put out by a parish or charity were exempt from the tax.

The records contain the master's name, address, and trade and the apprentice's name and date of indenture. There are indexes for 1710 to 1774 only (FHL films 477624-477637). The original records are housed at the Public Record Office, Kew. For more information on apprenticeships, see the "Occupations" section.

**Hearth Tax.** A tax of a shilling for each fireplace or stove (except those of paupers) was collected between 1690 and 1695. The records are housed at the Scottish Record Office. They give the name and number of hearths. This tax indicates the size of the house. Not all counties are represented in the available records. You can find these records in the Locality Search of the Family History Library under SCOTLAND, [COUNTY] - TAXATION.

**Poll Tax.** This tax was levied annually on all males except beggars and monks. The records exist between 1694 and 1699 and are housed in the Scottish Record Office. The records are arranged by county. The Family History Library has microfilm copies of these records (FHL film 559527-559528).

## Records at the Family History Library

The Family History Library has microfilmed copies of some of the original tax lists. Look in the Locality Search of the catalog under:

SCOTLAND - TAXATION  
SCOTLAND - [COUNTY] - TAXATION  
SCOTLAND - [COUNTY] - [PARISH] - TAXATION

For more information, see the following sources:

Dowell, Stephen, and A.R. Ileric. *A History of Taxation and Taxes in England*. 6 vols. London: Frank Cass & Co., Ltd., 1965. (FHL 942 R4d.) These volumes give a detailed history of taxation in England and Scotland and define the relationship between the two countries in terms of tax levying and implementation.

Gibson, Jeremy. *The Hearth Tax and Other Later Stuart Tax Lists and the Oath Association Rolls*. Solihull, England: Federation of Family History Societies, 1986. (FHL book 942 R43g.) This reference gives the types of taxes, dates covered, and repository catalog numbers for surviving tax records in Scotland, England, and Wales.

## OTHER RECORDS FOR SCOTLAND

---

Other types of records for Scotland are listed in the Locality Search of the Family History Library Catalog. Though not discussed in this outline, the following topic headings may be useful to your research:

BIBLIOGRAPHY	BUSINESS RECORDS AND COMMERCE
DESCRIPTION AND TRAVEL	DWELLINGS
ENCYCLOPEDIAS AND DICTIONARIES	HANDWRITING
HISTORY	FOLKLORE
JEWISH HISTORY	LAW AND LEGISLATION
MANORS	MEDICAL RECORDS
MIGRATION	INTERNAL MILITARY HISTORY
MINORITIES	NAMES, GEOGRAPHICAL
NATURALIZATION AND CITIZENSHIP	OBITUARIES
OFFICIALS AND EMPLOYEES	POPULATION
PUBLIC RECORDS	VISITATIONS, HERALDIC
VOTING REGISTERS	

## FOR FURTHER READING

---

You may wish to consult other books that define genealogical terms, discuss research procedures, and explain records. Look in the Family History Library Catalog under SCOTLAND - GENEALOGY - HANDBOOKS. The following handbooks may be useful:

Burness, Lawrence R. *A Scottish Genealogist's Glossary*. Aberdeen: Scottish Association of Family History Societies: Aberdeen and North East Scotland Family History Society, 1990. (FHL book 941 D27bL.)

Cory, Kathleen B. *Tracing Your Scottish Ancestry*. Edinburgh: Polygon, 1990. (FHL Ref. 941 D27c.)

FitzHugh, Terrick V.H. *The Dictionary of Genealogy*. 3rd rev. ed. Totowa, NJ: Barnes & Noble Books, 1991. (FHL book 942 D26f 1991.) In this work, genealogy terms are defined alphabetically.

Hamilton-Edwards, Gerald. *In Search of Scottish Ancestry*. Chichester, England: Phillimore & Co. Ltd., 1972. (FHL 941 D27ham.)

Irving, Sherry. *Your Scottish Ancestry: A Guide for North Americans*. Salt Lake City: Ancestry, 1992. (FHL book 941 D27is.) This guide explains how to do Scottish research from home in North America.

Moody, David. *Scottish Family History*. London: G.T. Batsford, 1988. (FHL book 941 D27md.)

Moody, David. *Scottish Local History: An Introductory Guide*. London: G.T. Batsford, 1986. (FHL book 941 D27m.)

Sinclair, Cecil. *Tracing Your Scottish Ancestors: A Guide to Ancestry Research in the Scottish Record Office*. Edinburgh: Her Majesty's Stationery Office, 1990. (FHL book 941 D27s.)

Sinclair, Cecil. *Tracing Scottish Local History: A Guide to Local History Research in the Scottish Record Office*. Edinburgh: Her Majesty's Stationery Office, 1994. (FHL book 941 H27s.)

Steel, D.J. *Sources for Scottish Genealogy and Family History National Index of Parish Register*. Vol. 12. London and Chichester: Phillimore & Co. Ltd., 1970. (FHL book 942 V26ste v.12.)

## COMMENTS AND SUGGESTIONS

---

The Family History Library welcomes additions and corrections that will improve future editions of this outline. Please send your suggestions to:

Publications Coordination  
Family History Library  
35 North West Temple  
Salt Lake City, UT 84150-3400  
USA

We appreciate the archivists, librarians, and others who have reviewed this outline and shared helpful information.

Paper publication: First edition November 1997. English approval: 11/97.

# 1881 British Census Indexes

## Resource Guide

### Table of Contents

- What Are The 1881 Census Indexes?
- How The Indexes Can Help You
- What The Indexes Do Not Do
- Getting Started
  - Step 1. Select A County
  - Step 2. Select The Index
  - Step 3. Find The Microfiche Number
  - Step 4. Obtain The Microfiche
  - Step 5. Find The Entry On The Microfiche
  - Step 6. Interpret And Copy The Information
- View The Original Census Film
- Archives In Britain
- For Further Reading
- Acknowledgements

## WHAT ARE THE 1881 CENSUS INDEXES?

---

The 1881 British Census Indexes are alphabetical transcripts on microfiche of the 1881 census for England, Wales, Channel Islands, Isle of Man, and Scotland. There are separate indexes for each county, the Royal Navy, and Miscellaneous.

The census was taken to count and describe the population of Great Britain for administrative, medical and military purposes. Almost everyone was enumerated in the census, a total of 30 million names.

The information shown includes each person's name, age, sex, relationship to the head of house, name of the head of house, marital status, census place, occupation, county and parish where born, and references needed to find the source.

The indexes are a cooperative product of the Federation of Family History Societies, members of the Scottish Association of Family History Societies, British Genealogical Record Users Committee, Her Majesty's Stationery Office, Public Record Office in London, General Register Office in Scotland, and the Genealogical Society of Utah.

## HOW THE INDEXES CAN HELP YOU

---

The 1881 British Census Indexes can help you—

- Quickly find a name in the 1881 British census.
- Find the information given in the 1881 census for a person before seeing the original source.
- Find all entries of a particular surname living (or born) in a certain parish or county.
- Find information that leads to further records.

## WHAT THE INDEXES DO NOT DO

---

The 1881 British Census Indexes do *not*—

- Include Ireland, because the 1881 census for Ireland was destroyed.
- Correct incorrect information found in the census.
- Include people who were missed on the census.

## GETTING STARTED

---

Before you begin, you should know the name of the person you are looking for and the county where he or she may have lived in 1881.

### Six Steps to Follow When Using the 1881 British Census Indexes

1. Select a county.
2. Select the index.
3. Find the microfiche number.
4. Obtain the microfiche.
5. Find the entry on the microfiche.
6. Interpret and copy the information.

## STEP 1. SELECT A COUNTY

These indexes are arranged by county. Therefore, determine the county you wish to search. Select the county where you believe an ancestor lived in 1881.

The Royal Navy index for Scotland and the Royal Navy index for England list people enumerated on Royal Navy ships. The Miscellaneous index for England shows people whose census place could not be determined. If you cannot find the people you are looking for in the regular county indexes, look for them in either of the Royal Navy indexes or in the Miscellaneous index.

Most of London is found under the county of Middlesex. Parishes surrounding London are included in the county to which they belonged in 1881. For example, Woolwich is under the county of Kent. Southwark is under Surrey.

In Scotland, some counties have changed names. The indexes use the old county names. If you are looking for Midlothian see Edinburgh, for Angus see Forfar, for East Lothian see Haddington, for Moray see Elgin, for West Lothian see Linlithgow, and for Zetland see Shetland.

If you do not know the county to search, look at a gazetteer.

## STEP 2. SELECT THE INDEX

There are four indexes for each county. The first three list names alphabetically by surname:

The **Surname Index** is used to find individuals alphabetically if you know their name (pink microfiche labels).

The **Birthplace Index** helps identify possible brothers, sisters, parents, or cousins with the same surname born in the same parish (green microfiche labels).

The **Census Place Index** helps identify people with the same surname living in the same parish in 1881. They may be relatives (yellow microfiche labels).

The fourth index, **As Enumerated**, is in the same order as the original census. As Enumerated helps identify households and neighbors living on the same street. Sometimes they are relatives (orange microfiche labels).

Decide which index will give you the information you are looking for.

### STEP 3. FIND THE MICROFICHE NUMBER

To find the microfiche number for an 1881 census **county-wide** index or supplement, look in the Locality Search of the catalog under:

[NATION], [COUNTY] — CENSUS — 1881 — INDEXES

For example:

ENGLAND, DEVON — CENSUS — 1881 — INDEXES  
SCOTLAND, KINROSS — CENSUS — 1881 — INDEXES  
WALES, BRECON — CENSUS — 1881 — INDEXES

Figure 1 shows an example catalog entry for the county of Cornwall.

To find the microfiche number of the Royal Navy indexes, look in the Locality Search of the Family History Library Catalog under:

ENGLAND — CENSUS — 1881 — INDEXES  
or SCOTLAND — CENSUS — 1881 — INDEXES

Find the Miscellaneous index (England only) in the Locality Search of the catalog under:

ENGLAND — CENSUS — 1881 — INDEXES

**Figure 1.** Find index microfiche numbers in the Locality catalog. This is an example for Cornwall, England.

### STEP 4. OBTAIN THE MICROFICHE

Some Family History Centers already have copies of these indexes. If not, the staff at any Family History Center can help you order the 1881 British census indexes using the microfiche number. A single number may include several fiche. The microfiche indexes are also found at the Family History Library, many British family history societies, the Public Record Office, and General Register's Office.

Each microfiche has a label at the top. The label shows the locality, the type of index, and the first name on each fiche (see Figure 2). Use the information on the label to select the correct microfiche.

In the example in Figure 2, the name *Blanchard, Charles* is found on microfiche 0002 because *Blanchard* comes after *Blamey* but before *Chinnock* in the alphabet. The name *Dawson, William* is on microfiche 0003.

**Figure 2.** Each microfiche label shows the county, type of index, and beginning name on the microfiche.

## STEP 5. FIND THE ENTRY ON THE MICROFICHE

Put the microfiche into a reading machine and search for the name you want. Surnames like m kay, mac kay, mackay, mc kay, mckay, o neil, and o'neil are filed separately based on the spelling, spaces, and punctuation in the name.

The **Surname Index** is alphabetical by surname, given name, and then by age from the oldest to the youngest (see Figure 3).

The **Birthplace Index** lists people alphabetically by surname, then by birthplace (county and parish), and then by given name.

**Census Place Index** is alphabetical by surname and then by the county and parish in which names were enumerated. Then it is alphabetical by given name.

**As Enumerated** is a transcript in the same order as the original census. The above three indexes provide “reference” numbers needed to find a person in As Enumerated, which is arranged by piece or volume number.

**Figure 3.** Example of the *1881 Census of England and Wales Surname Index* for the County of Cornwall.

## STEP 6. INTERPRET AND COPY THE INFORMATION

Record the search results in your *Research Log* and copy all index information for each person found.

**Column Headings.** Columns appear in different order on different indexes. The column marked “Relationship to Head” refers to the indexed person's relationship to the head of the house. The “Name of Head” column lists the head of the house. In “Where Born” columns the abbreviation CO indicates the County or Country. The numbers in the columns marked “References” are used to find indexed names in the As Enumerated microfiche transcript or in the original census microfilm.

**Symbols and Abbreviations.** The abbreviations used in the “Age” and “Marital Condition” columns are explained at the bottom of each microfiche frame. The Family History Library publication *Using the 1881 Census Indexes of England, Wales, Channel Islands, Isle of Man, and Scotland* explains the abbreviations in the “Where Born” and “Relationship to Head” columns.

Other index symbols include:

+	more data is given on the original census
()	in a different hand, or added to the index
(( ))	census data crossed out
...	illegible data
?	uncertain data
NK	not known

In the *As Enumerated* "Household" column:

/	a new family in the same building
//	a new building or household.

**Information Cut Short.** If information is too long to all fit in an index column, look at another index. For example, if the birthplace is cut short, look in the Birthplace Index where more space is provided for birthplace data. You could also search the original census to see information that was cut off or abbreviated.

**Supplements.** If an index shows an asterisk (\*) in the "Note" column, or a vessel (such as V—"CHRISTABEL") in the "Name of Head" column, or an institution the "Name of Head" column (such as I—"UNION HOUSE"), you can find further details in the index supplements (brown microfiche labels). The following supplements are cataloged with the indexes:

- *Miscellaneous Notes.* Additional information pertaining to a particular entry.
- *List of Vessels/Ships.* Ship name, port, tonnage, and purpose of the ship.
- *List of Institutions.* Institution name, census place, and reference numbers.

The information under "Census" on the Miscellaneous Notes microfiche shows which column of the original census the note is taken from.

### Can't Find a Name in the Index?

Before concluding an ancestor is not listed in the 1881 Census Index, consider the following:

- The name may be spelled differently. Try searching for alternate spellings.
- The name may be listed under a nickname, middle name, or initials.
- The name may be listed in a nearby county (different than you expected).
- The name may be listed in a Royal Navy or Miscellaneous index.
- Women are usually listed by married sur name, but also try maiden surnames, especially in Scotland.
- The person may have been missed by the census taker. Search other census years, or other records like civil registration or church records to find information about the person.

## VIEW THE ORIGINAL CENSUS FILM

---

The indexes transcribe virtually all data on the original census. Some information in the indexes is modified slightly to accommodate space limitations. We encourage you to compare the index and the original census by using the reference numbers provided in the index to find the selected name in the census films.

## ARCHIVES IN BRITAIN

---

Copies of the indexes and census for England and Wales are available at the Public Record Office in London, and at other local libraries and archives. Copies for Scotland are at the General Register's Office in Edinburgh and at other local libraries and archives.

## FOR FURTHER READING

---

For more detailed instructions see the Family History Library publication *Using the 1881 Census Indexes of England, Wales, Channel Islands, Isle of Man, and Scotland*. Several other books also explain the census, such as these:

Higgs, Edward. *Making Sense of the Census*. London: HMSO, 1989. Public Record Office Handbooks, No. 23. (FHL book 942 X27h).

Lumas, Susan. *An Introduction to . . . Census Returns in England & Wales*. Birmingham: Federation of Family History Societies, 1992. Public Record Office Reader's Guide, No. 1. (FHL book 942 X27Ls).

Lumas, Susan. *Making Use of the Census*. 2nd ed. London: PRO Publications, 1993. (FHL book 942 X27L).

## ACKNOWLEDGEMENTS

---

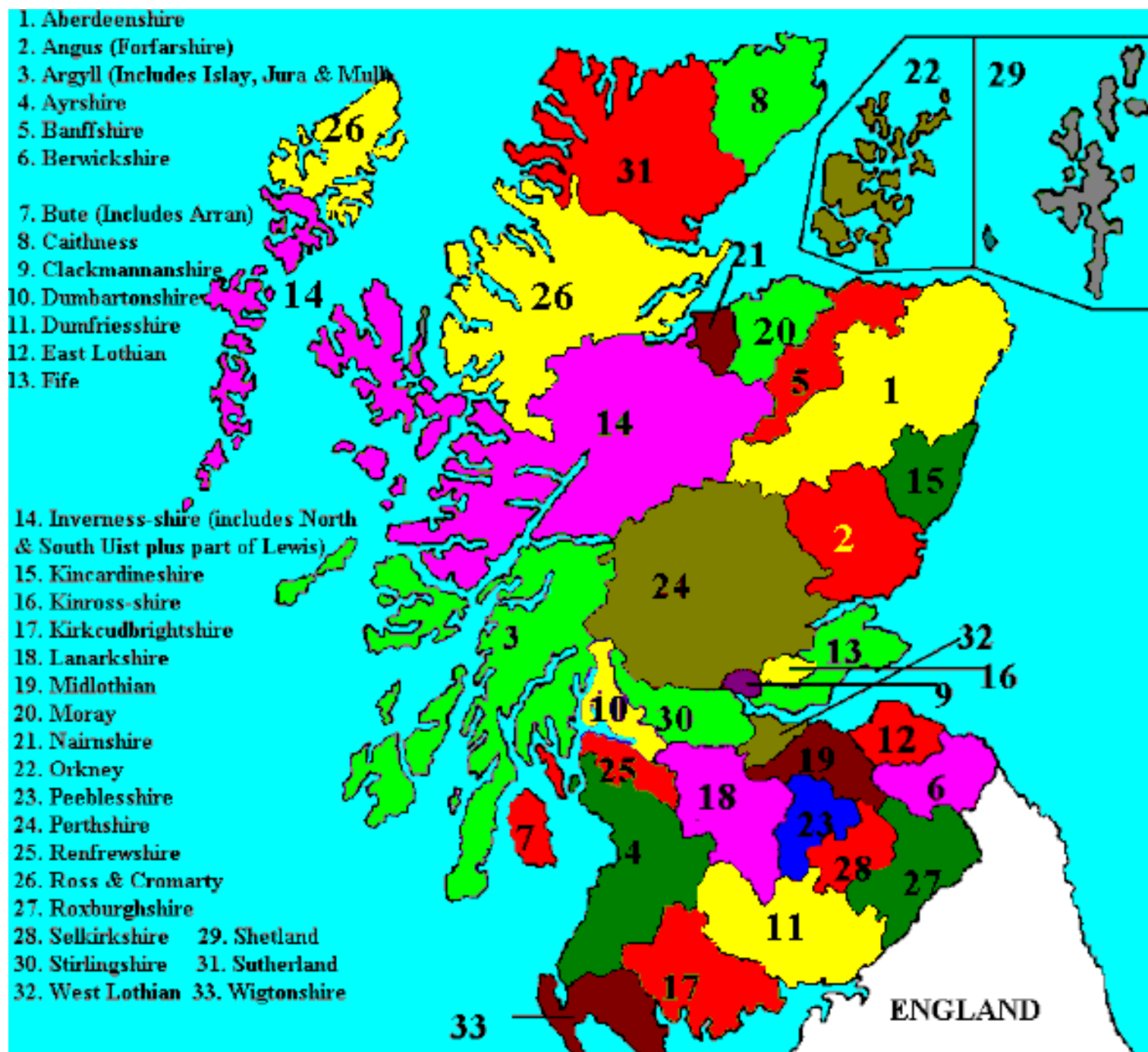
We thank the Federation of Family History Societies, the Scottish Association of Family History Societies, other participating societies, Her Majesty's Stationery Office, Public Record Office, General Register Office for Scotland, and volunteers who made these indexes possible.

The 1881 Census of England and Wales and the 1881 Census of Scotland contain British Crown copyright data which may not be reproduced without authority.

Paper publication: First edition April 1996. English approval: 4/96.

©1998, 2001 by Intellectual Reserve, Inc. All rights reserved. Printed in the USA. No part of this document may be reprinted, posted on-line, or reproduced in any form for any purpose without the prior written permission of the copyright holder. FamilySearch is a trademark of Intellectual Reserve, Inc.  
[FamilySearch™: Research Guidance  
Version of Data: 6/8/2001]

County Map of Scotland



Northern Ireland. Ordnance Survey.  
 Gazetteer of Northern Ireland. . .  
 Belfast, HMSO, 1969. 80p.  
 NN Map Division 74-293

Potterton, Homan.  
 Irish Church Monuments, 1570-  
 1880.

Belfast, Ulster Architectural Her-  
 itage Society, 1975. 98p.  
 NN 3-MGI 76-1308

See also: Ireland, in European sec-  
 tion, for an additional bibliog-  
 raphy

## SCOTLAND (EDINBURGH)

The Romans were unable to conquer the Picts and Celts of Scotland (which took its name from the Scots, who originally inhabited Ireland and eventually became the dominant race of this country in northern Britain). Christianity was brought to the country by St. Ninian (living 397) and by St. Columba of Ireland, who settled on Iona about 563. In the ninth century Kenneth I MacAlphin (d. 858-59) became the first united King of Scots and Picts. Malcolm III Canmore (c. 1031-93) married the English Princess (St.) Margaret, and her influence brought many English and Norman families to Scotland—among them the Bruces and Walter, son of Alan, ancestor of the Stewarts. In the disputed succession to the throne among the descendants of David, Earl of Huntingdon, which followed the death of Alexander III in 1286, one of the claimants was Robert De Bruce (1210-95). His grandson, the national hero Robert the Bruce (1274-1329), was crowned at Scone in 1306. His daughter, Marjorie, married Walter, 6th High Steward of Scotland, and their son Robert II (1315-16—1390) was the first of the Stewart (Stuart) family to reign. Queen Elizabeth is Queen of Scotland today as the descendant of this line. The battles of Bannockburn (1314), won by the English, and Flodden (1513), in which the English killed James IV and most of the Scottish nobility, stand out as important events in the continuing dispute between England and Scotland, which persisted until James VI, son of Mary, Queen of Scots, became James I of England at the death of his cousin, Queen Elizabeth I, in 1603. When the Roman Catholic King James II of England was deposed in 1688, he had numerous supporters (called Jacobites) in Scotland and Northern Ireland. Many of them were in the Jacobite forces who were defeated at the Battle of Boyne in 1690 when he attempted to regain the throne. His son, Charles Edward Stuart ("Bonnie Prince Charlie,"

1720-88), is one of the great romantic figures in eighteenth-century Scottish history, along with Flora Macdonald, who helped him escape after the disastrous battle at Culloden Moor in 1746. Great turmoil in Scotland and Northern Ireland in the seventeenth and eighteenth centuries sent many Scots—including shiploads of prisoners who went against their will—to the American colonies. Even Flora Macdonald and her husband, Angus Macdonald, immigrated to North Carolina in 1774. Today there is a strong Scottish strain in the United States and Canada, reflected in numerous flourishing Scottish organizations, and the chiefs of some clans are Americans. The American Scottish Foundation of New York, under the leadership of Lady Malcolm Douglas-Hamilton, has been active as a liaison with Scottish societies and has recently opened Scotland House (124 East 39th Street, New York, NY) as a center for Americans of Scottish descent. There are some unique features which will be found in undertaking genealogical research in Scottish records. The Scottish parish registers prior to January 1, 1855, when central registration of vital records commenced, are gathered together at the New Register House in Edinburgh. Some of these registers date from the 16th century, but for the most part they begin in the 17th and 18th centuries. The original records are now being replaced by film copies, as they are deteriorating from the constant use that they are receiving. As a rule married Scottish women are listed under their maiden names in the parish registers and other records, which is useful for genealogists.

The registers of sasines (1617-to date) dealing with the descent of land and the centrally registered deeds (1661 to date) are deposited in the Scottish Record Office, and many of the indexes of these records have been and are continuing to be published. The commissariat records dealing with the probate of estates are in this same depository, or in the local Sheriff Courts. The indexes to the service of heirs for Scotland have been published in English for the period from 1700 to 1860 on a decennial basis and annually after that date to the present day. Records of earlier inheritances prior to 1700 have been published in Latin, as noted in the bibliography.

Census records in Scotland are available after 70 years, rather than 100 years. In Scotland since 1930, the original birth certificates of adoptees have been available to them when they reach their majority.

from **How To Find Your Family Roots** by T.F. Beard. (N.Y. McGraw-Hill, c 1977). H/R Ref CS 16 .B35

FINDING RECORDS OF YOUR ANCESTORS



# SCOTLAND

## 1855 TO 1901



If your ancestor lived in Scotland between 1855 and 1901, follow the steps in this guide to find the records of his or her family. These instructions will show you which records to search, what to look for, and what tools to use.



# THE RESEARCH PROCESS

## Overview

Follow these steps to find all members of the family (parents and children) of your ancestor who lived in Scotland between 1855 and 1901:

1. Find information about your ancestor's birthplace and parents' names in:
  - A. Marriage or death certificates in civil registration records.
  - B. Census records.
2. Find your ancestor's birth certificate in civil registration records.
3. Find your ancestor with his or her parents and brothers and sisters in census records.
4. Find the marriage certificate for your ancestor's parents in civil registration records.

How to use this booklet:

- *The Research Process*: To see how the process works, review the example on pages 3–11.
- *Finding Places*: To learn more about place names in Scotland, see pages 13–15.
- *Records*: As you follow each step of the research process, go to pages 16–21 to learn about the record you are searching.
- *Additional Helps*: For more information about researching Scottish records, see pages 22–23.

When you have found all members of a family, use the process to find another family. Search for the husband's or wife's parents and siblings.

# THE RESEARCH PROCESS

## How to Begin

Before beginning your research, it is important that you gather all the family information you can about your ancestor. You may find this information in your home, in your parents' home, and from any other living family members. Also check the Internet to see if others have researched your Scottish family. Here are some Web sites to start with:

- **FamilySearch** ([www.familysearch.org](http://www.familysearch.org)) is the official family history Internet site of The Church of Jesus Christ of Latter-day Saints. Access to information on this site is free.
- **RootsWeb** ([www.rootsweb.com](http://www.rootsweb.com)) is a free site. Click **Family Trees** to search for your ancestor's name.
- **Ancestry.com** ([www.ancestry.com](http://www.ancestry.com)) is the largest commercial family history site. Access to the Ancestry World Tree is free, but a fee is required to access other information on the site.

- **OneGreatFamily** ([www.onegreatfamily.com](http://www.onegreatfamily.com)) charges for most of its services.

- **Genes Reunited** ([www.genesreunited.com](http://www.genesreunited.com)) is a family history site in the United Kingdom. A fee is required to view detailed information.

Record the information you find on family group records and a pedigree chart or in a family history software program. For example, you can download Personal Ancestral File 5.2 without cost from [www.familysearch.org](http://www.familysearch.org).

From your pedigree chart, choose an ancestor who was married or died in Scotland between 1855 and 1901. You must know at least the approximate date and place of the marriage or death of this ancestor. It is helpful to know the name of your ancestor's husband or wife.

# THE RESEARCH PROCESS

## Example

Using the Internet is the fastest and easiest way to find Scottish records. The following pages walk you through this process, using as an example the steps Bridget takes to find the family of her ancestor Thomas Selcraig. Follow these same steps to find your ancestor's family.

Notice in the example that Bridget has listed what she knows about Thomas Selcraig and his spouse, Helen Wilson, on a pedigree chart. She has started a family group record with Thomas Selcraig listed as a child.

Example: Thomas Selcraig, married in 1891 in Edinburgh, Midlothian, Scotland. He was married to Helen Wilson.

Your ancestor: \_\_\_\_\_, married on \_\_\_\_\_, in \_\_\_\_\_, \_\_\_\_\_,  
*name marriage date parish county*

Scotland. He or she was married to \_\_\_\_\_.  
*spouse's name*

## Tips

If you don't know your ancestor's marriage or death information:

- Start with a more recent generation. You will learn how to do research, and you will probably discover something you didn't know about your family.
- Find the records for the family in the example. This will teach you basic research skills before you search for your own family.

**Pedigree Chart** Chart no. \_\_\_\_\_

No. 1 on this chart is the same as no. \_\_\_\_\_ on chart no. \_\_\_\_\_

Mark boxes when ordinances are completed.

☐ Baptized  
☐ Endowed  
☐ Sealed to parents  
☐ Sealed to spouse  
☐ Family Group Record exists for this couple  
☐ Children's ordinances completed

1 **Thomas Selcraig**  
 (Name) \_\_\_\_\_  
 When born \_\_\_\_\_  
 Where \_\_\_\_\_  
 When married \_\_\_\_\_  
 Where \_\_\_\_\_  
 When died \_\_\_\_\_  
 Where \_\_\_\_\_

2 (Father) \_\_\_\_\_  
 When born \_\_\_\_\_  
 Where \_\_\_\_\_  
 When married \_\_\_\_\_  
 Where \_\_\_\_\_  
 When died \_\_\_\_\_  
 Where \_\_\_\_\_

3 (Mother) \_\_\_\_\_  
 When born \_\_\_\_\_  
 Where \_\_\_\_\_  
 When married \_\_\_\_\_  
 Where \_\_\_\_\_  
 When died \_\_\_\_\_  
 Where \_\_\_\_\_

4 (Father of no. 3) \_\_\_\_\_  
 When born \_\_\_\_\_  
 Where \_\_\_\_\_  
 When married \_\_\_\_\_  
 Where \_\_\_\_\_  
 When died \_\_\_\_\_  
 Where \_\_\_\_\_

5 (Mother of no. 3) \_\_\_\_\_  
 When born \_\_\_\_\_  
 Where \_\_\_\_\_  
 When married \_\_\_\_\_  
 Where \_\_\_\_\_  
 When died \_\_\_\_\_  
 Where \_\_\_\_\_

6 (Father of no. 5) \_\_\_\_\_  
 When born \_\_\_\_\_  
 Where \_\_\_\_\_  
 When married \_\_\_\_\_  
 Where \_\_\_\_\_  
 When died \_\_\_\_\_  
 Where \_\_\_\_\_

7 (Mother of no. 5) \_\_\_\_\_  
 When born \_\_\_\_\_  
 Where \_\_\_\_\_  
 When married \_\_\_\_\_  
 Where \_\_\_\_\_  
 When died \_\_\_\_\_  
 Where \_\_\_\_\_

8 (Father of no. 6) \_\_\_\_\_  
 When born \_\_\_\_\_  
 Where \_\_\_\_\_  
 When married \_\_\_\_\_  
 Where \_\_\_\_\_  
 When died \_\_\_\_\_  
 Where \_\_\_\_\_

9 (Mother of no. 6) \_\_\_\_\_  
 When born \_\_\_\_\_  
 Where \_\_\_\_\_  
 When married \_\_\_\_\_  
 Where \_\_\_\_\_  
 When died \_\_\_\_\_  
 Where \_\_\_\_\_

10 (Father of no. 9) \_\_\_\_\_  
 When born \_\_\_\_\_  
 Where \_\_\_\_\_  
 When married \_\_\_\_\_  
 Where \_\_\_\_\_  
 When died \_\_\_\_\_  
 Where \_\_\_\_\_

11 (Mother of no. 9) \_\_\_\_\_  
 When born \_\_\_\_\_  
 Where \_\_\_\_\_  
 When married \_\_\_\_\_  
 Where \_\_\_\_\_  
 When died \_\_\_\_\_  
 Where \_\_\_\_\_

12 (Father of no. 11) \_\_\_\_\_  
 When born \_\_\_\_\_  
 Where \_\_\_\_\_  
 When married \_\_\_\_\_  
 Where \_\_\_\_\_  
 When died \_\_\_\_\_  
 Where \_\_\_\_\_

13 (Mother of no. 11) \_\_\_\_\_  
 When born \_\_\_\_\_  
 Where \_\_\_\_\_  
 When married \_\_\_\_\_  
 Where \_\_\_\_\_  
 When died \_\_\_\_\_  
 Where \_\_\_\_\_

14 (Father of no. 13) \_\_\_\_\_  
 When born \_\_\_\_\_  
 Where \_\_\_\_\_  
 When married \_\_\_\_\_  
 Where \_\_\_\_\_  
 When died \_\_\_\_\_  
 Where \_\_\_\_\_

15 (Mother of no. 13) \_\_\_\_\_  
 When born \_\_\_\_\_  
 Where \_\_\_\_\_  
 When married \_\_\_\_\_  
 Where \_\_\_\_\_  
 When died \_\_\_\_\_  
 Where \_\_\_\_\_

Your name and address \_\_\_\_\_  
 Telephone number \_\_\_\_\_ Date prepared \_\_\_\_\_

Published by The Church of Jesus Christ of Latter-day Saints. 3/96. Printed in USA. 31826

Bridget begins a pedigree chart with Thomas Selcraig listed first.

**Family Group Record** If typing, set spacing at 1 1/2. Page \_\_\_\_\_ of \_\_\_\_\_

Write case as: 4 Oct. 1891

**Husband** Given name(s) \_\_\_\_\_ Last name \_\_\_\_\_  
 Born (day month year) \_\_\_\_\_ Place \_\_\_\_\_ LDS ordinance dates \_\_\_\_\_ Temple \_\_\_\_\_  
 Christened \_\_\_\_\_ Place \_\_\_\_\_ Baptized \_\_\_\_\_  
 Died \_\_\_\_\_ Place \_\_\_\_\_ Endowed \_\_\_\_\_  
 Buried \_\_\_\_\_ Place \_\_\_\_\_ Sealed to parents \_\_\_\_\_  
 Married \_\_\_\_\_ Place \_\_\_\_\_ Sealed to spouse \_\_\_\_\_  
 Husband's father (Given name(s)) \_\_\_\_\_ Last name \_\_\_\_\_ ☐ Deceased  
 Husband's mother (Given name(s)) \_\_\_\_\_ Maiden name \_\_\_\_\_ ☐ Deceased

**Wife** Given name(s) \_\_\_\_\_ Last name \_\_\_\_\_  
 Born (day month year) \_\_\_\_\_ Place \_\_\_\_\_ LDS ordinance dates \_\_\_\_\_ Temple \_\_\_\_\_  
 Christened \_\_\_\_\_ Place \_\_\_\_\_ Baptized \_\_\_\_\_  
 Died \_\_\_\_\_ Place \_\_\_\_\_ Endowed \_\_\_\_\_  
 Buried \_\_\_\_\_ Place \_\_\_\_\_ Sealed to parents \_\_\_\_\_  
 Married \_\_\_\_\_ Place \_\_\_\_\_ Sealed to spouse \_\_\_\_\_  
 Wife's father (Given name(s)) \_\_\_\_\_ Last name \_\_\_\_\_ ☐ Deceased  
 Wife's mother (Given name(s)) \_\_\_\_\_ Maiden name \_\_\_\_\_ ☐ Deceased

**Children** List each child (whether living or dead) in order of birth. LDS ordinance dates \_\_\_\_\_ Temple \_\_\_\_\_

1 ☐ See Given name(s) **Thomas** Last name **Selcraig** ☐ See "Other marriages"  
 Born (day month year) \_\_\_\_\_ Place \_\_\_\_\_ Baptized \_\_\_\_\_  
 Christened \_\_\_\_\_ Place \_\_\_\_\_ Endowed \_\_\_\_\_  
 Died \_\_\_\_\_ Place \_\_\_\_\_ Sealed to parents \_\_\_\_\_  
 Spouse (Given name(s)) **Helen** Last name **Wilson**  
 Married **Apr. 1891** Place **Edinburgh, Midlothian, Scotland** Sealed to spouse \_\_\_\_\_

2 ☐ See Given name(s) \_\_\_\_\_ Last name \_\_\_\_\_ ☐ See "Other marriages"  
 Born (day month year) \_\_\_\_\_ Place \_\_\_\_\_ Baptized \_\_\_\_\_  
 Christened \_\_\_\_\_ Place \_\_\_\_\_ Endowed \_\_\_\_\_  
 Died \_\_\_\_\_ Place \_\_\_\_\_ Sealed to parents \_\_\_\_\_  
 Spouse (Given name(s)) \_\_\_\_\_ Last name \_\_\_\_\_  
 Married \_\_\_\_\_ Place \_\_\_\_\_ Sealed to spouse \_\_\_\_\_

3 ☐ See Given name(s) \_\_\_\_\_ Last name \_\_\_\_\_ ☐ See "Other marriages"  
 Born (day month year) \_\_\_\_\_ Place \_\_\_\_\_ Baptized \_\_\_\_\_  
 Christened \_\_\_\_\_ Place \_\_\_\_\_ Endowed \_\_\_\_\_  
 Died \_\_\_\_\_ Place \_\_\_\_\_ Sealed to parents \_\_\_\_\_  
 Spouse (Given name(s)) \_\_\_\_\_ Last name \_\_\_\_\_  
 Married \_\_\_\_\_ Place \_\_\_\_\_ Sealed to spouse \_\_\_\_\_

Select **only one** of the following options. The option you select applies to all names on this form.

☐ **Option 1—Family File** Send all names to my family file at the \_\_\_\_\_ Temple.

☐ **Option 2—Temple File** Send all names to any temple, and assign process for all approved ordinances.

☐ **Option 3—Ancestral File** Send all names to the computerized Ancestral File for research purposes only, not for ordinances. I am including the required pedigree chart.

Your name \_\_\_\_\_  
 Address \_\_\_\_\_  
 Phone ( ) \_\_\_\_\_ Date prepared \_\_\_\_\_

Published by The Church of Jesus Christ of Latter-day Saints. 10/93. Printed in USA. 31827

Bridget begins a family group record with Thomas Selcraig listed as a child.

# THE RESEARCH PROCESS

## Example

### 1. Find information about your ancestor's birthplace and parents' names.

#### CIVIL REGISTRATION (See pages 20–21.)

- A. To find information on Thomas's parents, Bridget searches for the marriage record of Thomas and his wife, Helen.
- B. On the Internet, Bridget goes to [www.scotlandspeople.gov.uk](http://www.scotlandspeople.gov.uk). This site indexes the births, marriages, and deaths in Scotland from 1855 to the early 1900s. Bridget registers on the site, which requires a fee. She then chooses to search the Statutory Registers of Marriages from 1855 to 1932 for a marriage of Thomas Selcraig to Helen Wilson. Once she finds the entry in the index, she views the image of the certificate and prints a copy of it. (If she could not find the marriage record, she could have searched for Thomas's death certificate on the same Web site. Death records also give parents' names.)
- C. The marriage record shows that Thomas and Helen were married on December 30, 1891. However, Bridget notices that the last column of the record shows that the marriage was registered on January 4, 1891. This may indicate that the marriage date is recorded incorrectly. Bridget makes a note to verify this information on other records.
- D. Bridget records Thomas's and Helen's marriage information, ages, and parents' names, along with the source information (such as the Web site, type of document, year, page number, and entry number). Bridget also notes the occupations and residence listed in the record. She finds that Thomas was married in the St. Andrew District. This will help her search other civil registration records later.

No	Year	Surname (M)	Forename (M)	Surname (F)	Forename (F)	District	City/County/MR	GROS Data	Image	Extract
1	1891	SELCRAIG	THOMAS	WILSON	HELEN A	ST ANDREW	EDINBURGH CITY/MIDLOTHIAN	685/02 0012	<a href="#">VIEW (PAID)</a>	<a href="#">ORDER</a>

1891 index of marriage records for Thomas Selcraig (used with permission from the registrar general for Scotland)

Marriage date		Names		Address		Parents		
(Page 6.)								
91. MARRIAGES in the District of St. Andrew in the Parish of Edinburgh.								
No.	When, Where, and How Married.	Signatures of Parties. Rank or Profession, Whether Single or Widowed, and Relationship (if any).	Age.	Usual Residence.	Name, Surname, and Rank or Profession of Father. Name, and Maiden Surname of Mother.	If a regular Marriage, Signatures of officiating Minister and Witnesses. If irregular, Date of Conviction, Decree of Declarator, or Sheriff's Warrant.	When & Where Registered, and Signature of Registrar.	
12	1891. on the 30th day of December at St. James Square Edinburgh	<i>Thomas Selcraig</i> <i>Helen Wilson</i> Bachelor	24	14 Glen Hill Edinburgh	<i>Thomas Selcraig</i> <i>Paula Matheson</i> <i>Agnes Selcraig</i> <i>Miss Edwards</i>	<i>W.H. Gray W.D.</i> <i>Miss Selcraig</i> <i>Miss Edwards</i>	1891. January 4th At Edinburgh	
	<i>Miss Pauline Wilson</i> at 12, 13, 14, 15, 16, 17, 18, 19, 20, 21, 22, 23, 24, 25, 26, 27, 28, 29, 30, 31, 32, 33, 34, 35, 36, 37, 38, 39, 40, 41, 42, 43, 44, 45, 46, 47, 48, 49, 50, 51, 52, 53, 54, 55, 56, 57, 58, 59, 60, 61, 62, 63, 64, 65, 66, 67, 68, 69, 70, 71, 72, 73, 74, 75, 76, 77, 78, 79, 80, 81, 82, 83, 84, 85, 86, 87, 88, 89, 90, 91, 92, 93, 94, 95, 96, 97, 98, 99, 100	<i>Helen Wilson</i> <i>Domestic Servant</i> <i>Spinner</i>	22	14 Glen Hill Edinburgh	<i>Thomas Wilson</i> <i>James Watt-Hughes</i> <i>Marion Wilson</i> <i>Miss Adams</i>	<i>W.H. Gray W.D.</i> <i>Miss Wilson</i> <i>Miss Watt-Hughes</i> <i>Miss Adams</i>	1891. January 4th At Edinburgh	

Marriage certificate of Thomas Selcraig and Helen Wilson

# THE RESEARCH PROCESS

## Example

### CENSUS (See pages 17–18.)

- Bridget looks for census records next, because the census will list a birthplace. She wants to look at the first census taken after Thomas's marriage. She looks first in the 1891 census, since the marriage certificate shows the marriage was registered at the beginning of 1891. On scotlandspeople.gov.uk, Bridget performs a search and locates Thomas in district/parish number 685/2 and enumeration district 13.
- Bridget prints out a copy of the census image. It shows that Thomas and Helen were married at the time of the 1891 census. This leads her to believe that the marriage date on the marriage certificate (December 30, 1891) is probably incorrect. On her records she changes the marriage date to December 30, 1890.
- Bridget records the following information: (1) Thomas's place of birth and an estimated birth year (which she figures by subtracting his age from the year of the census), (2) Helen's place of birth and an estimated birth year, (3) Thomas's and Helen's occupations and street address, and (4) the source information.

No	Year	Surname	Forename	Sex	Age	District	City/County	GROS Data	Image	Extract
1	1891	SELBIE	THOMAS	M	20	ST ANDREW	DUNDEE CITY/ANGUS	282/04 035/04 008	<a href="#">VIEW (5 CREDITS)</a>	<a href="#">ORDER</a>
2	1891	SELCRAIG	THOMAS	M	24	ST ANDREW	EDINBURGH CITY/MIDLOTHIAN	685/02 013/02 020	<a href="#">VIEW (PAID)</a>	<a href="#">ORDER</a>

Index for 1891 census (used with permission from the registrar general for Scotland)

Address		Name		Age	Occupation	Where born						
Page 20]		The undermentioned Houses are situate within the Boundaries of the										
Civil Parish of <i>South Keith</i>		<del>Quoad Sacra Parish of</del>		School Board District of <i>Edinburgh</i>	Parliamentary Burgh of <i>Edinburgh</i>	Parliamentary Division of <i>No 1 The East Division</i>						
Municipal Burgh of <i>Edinburgh</i>		<del>Police Burgh of</del>		Burgh Ward of <i>No 1 The Cotton Ward</i>		<del>Town of</del> <del>Village or Hamlet of</del>						
No. of Schedule.	ROAD, STREET, &c., and No. or NAME of HOUSE.	HOUSES. In- habited. (U.) or Building (B.)		NAME and Surname of each Person.	RELATION to Head of Family.	CONDITION as to Marriage.	AGE [last Birthday] Males. Females	PROFESSION or OCCUPATION.	Employer.	Employed.	Neither Em- ployer nor Employed, but working on own account.	WHERE BORN.
<i>1074</i>	<i>80</i>	<i>1</i>		<i>Thomas Selcraig</i>	<i>Head</i>	<i>Mar</i>	<i>24</i>	<i>Hotel Books</i>		<i>X</i>		<i>Edinburgh</i>
				<i>Nellie DO</i>	<i>Wife</i>	<i>DO</i>	<i>20</i>	<i>Cook (Domestic Serv)</i>		<i>X</i>		<i>Midlothian Roswell Burnside</i>

1891 census entry for Thomas Selcraig and his wife, Helen (Nellie)

# THE RESEARCH PROCESS

## Example

### 2. Find your ancestor's birth record in civil registration.

(See "Civil Registration: Birth" on page 19.)

- A. Bridget now looks for the birth certificate for Thomas Selcraig. Based on what she found in step 1, she has estimated his birth year to be about 1867, and she knows from the census that he was born in Edinburgh. On [scotlandspeople.gov.uk](http://scotlandspeople.gov.uk), Bridget searches the Statutory Registers of birth, 1855 to 2006. She does not find a Thomas Selcraig in 1867, but she finds two people by that name in 1866. One was born in St. Andrew District, and the other was born in St. George District. Bridget looks at both certificates.

No	Year	Surname	Forename	Sex	District	City/County/MR	GROS Data	Image	Extract
1	1866	SELCRAIG	THOMAS	M	ST ANDREW	EDINBURGH CITY/MIDLOTHIAN	685/02 0608	<a href="#">VIEW (PAID)</a>	<a href="#">ORDER</a>
2	1866	SELCRAIG	THOMAS	M	ST GEORGE	EDINBURGH CITY/MIDLOTHIAN	685/01 1263	<a href="#">VIEW (5 CREDITS)</a>	<a href="#">ORDER</a>

1866 index of births for Thomas Selcraig (used with permission from the registrar general for Scotland)

- B. Bridget determines that the certificate registered in St. Andrew is for her ancestor because the parents are the same as those listed on his marriage certificate.
- C. Bridget records the following information: (1) complete birth information for Thomas, (2) his parents' marriage information, (3) his father's occupation, and (4) source information.

Name		Birth date and place		Parents' names, occupation, and marriage date and place			
Page 203.							
1866. BIRTHS in the District of St Andrew in the Burgh of Edinburgh							
No.	Name and Surname.	When and Where Born.	Sex.	Name, Surname, & Rank or Profession of Father. Name, and Maiden Surname of Mother. Date and Place of Marriage.	Signature and Qualification of Informant, and Residence, if out of the House in which the Birth occurred.	When and Where Registered, and Signature of Registrar.	
608	Thomas Selcraig	1866 July Twenty seventh 3 to 5 am AM 10 Calton hill Edinburgh	M.	Thomas Selcraig Peter Porter General Post Office Edinburgh Agnes Selcraig Mr. S. Edwards 1862 June 1st Edinburgh	Thomas Selcraig Father Resident	1866 August 13th St Andrew Burgh Registrar C. W. M.	

Birth certificate for Thomas Selcraig

# THE RESEARCH PROCESS

## Example

### 3. Find your ancestor with his or her parents and brothers and sisters in census records. (See "Census" on pages 17–18.)

- A. Bridget looks for Thomas and his parents in the 1871 census because it was the first census after Thomas's birth. On [scotlandspeople.gov.uk](http://scotlandspeople.gov.uk), Bridget searches for *Thomas Selcraig*, born in 1866, but this does not bring up any matches. Because *Selcraig* may have been spelled in different ways in the index, Bridget searches for *Thomas Sel\** born in 1866. This brings up all Thomases whose surnames begin with *Sel*. She finds Thomas's family listed with the surname *Seleraif*. She prints a copy of the census page.

Address		Name		Age	Occupation	Where born					
* Civil Parish of <i>banongalo</i>	Quoad sacra Parish of	Parliamentary Burgh of <i>Edinburgh</i>	Royal Burgh of <i>Edinburgh</i>	Police Burgh of <i>Edinburgh</i>	Town of <i>Edinburgh</i>	Village or Hamlet of					
No. of Schedule	ROAD, STREET, &c., and No. or NAME of HOUSE.	HOUSES In- habited (A) or Building (B)	NAME and Surname of each Person.	RELATION to Head of Family.	CON- DITION.	AGE of Males Females	Rank, Profession, or OCCUPATION.	WHERE BORN.	Whether 1. Dead and Buried. 2. Blind. 3. Inebriate or Idiot. 4. Lunatic.	Number of Children (reg- larly) born in this house or building (estimated if known).	Persons with Guns or Sigs- tars.
<i>2519</i>	<i>90</i>	<i>1</i>	<i>Thomas Seleraif</i>	<i>Head</i>	<i>Mar</i>	<i>38</i>	<i>Dairyman</i>	<i>Westbury Wiltshire</i>		<i>3</i>	<i>2</i>
			<i>Agnes</i>	<i>Wife</i>	<i>Mar</i>	<i>36</i>		<i>Edinburgh</i>			
			<i>Elizabeth</i>	<i>Daughter</i>	<i>Unm</i>	<i>10</i>	<i>Scholar</i>	<i>do</i>			
			<i>John</i>	<i>Daughter</i>	<i>Unm</i>	<i>8</i>	<i>do</i>	<i>do</i>			
			<i>Robert</i>	<i>Son</i>	<i>Unm</i>	<i>6</i>	<i>do</i>	<i>do</i>			
			<i>Thomas</i>	<i>Son</i>	<i>Unm</i>	<i>4</i>	<i>do</i>	<i>do</i>			

1871 census entry for Thomas Selcraig and his family

- B. Bridget records all of the information on the family and the source information.
- C. Bridget then searches other censuses to find additional siblings and any other information about the family. She records this information and the source information so that she can refer to it later if needed.

Address		Names		Relationships	Age	Occupation	Where born	
Page 2		The undermentioned Houses are situate within the Boundaries of the						
Civil Parish of	Quoad sacra Parish of	School Board District of	Parliamentary Burgh of	Royal Burgh of	Police Burgh of	Town of		
South Leith	Edinburgh	Edinburgh	Edinburgh					
No. of Schedule.	ROAD, STREET, &c., and No. or NAME of HOUSE.	HOUSES In- habited. (A) or Building (B).	NAME and Surname of each Person.	RELATION to Head of Family.	CON- DITION as to Marriage.	AGE (last Birthday) Males Females.	Rank, Profession, or OCCUPATION.	WHERE BORN.
6	5 Balton Hill	1	Thomas Seleraif	Head	Mar	48	Bank Watchman	Pipeshire
			Agnes do	Wife	Mar	46		Edinburgh
			Thomas do	Son	Unm	15	Blacksmiths Apprentice	do
			Sarah do	Sister		7	Scholar	do
			Helen do	do		5	do	do
			Mary do	do		3	do	do
			Sarah Edwards	Sister in law		41	Housemaid	do

1881 census entry for Thomas Selcraig and his family

# THE RESEARCH PROCESS

## Example

### 4. Find the marriage records of your ancestor's parents in civil registration.

(See "Civil Registration: Marriage" on page 21.)

- A. Using information from Thomas's birth record, Bridget searches for the marriage certificate for Thomas's parents in 1858, following the same process that she used to find the marriage certificate for Thomas in 1891 (see step 1 on page 5). She prints a copy of the marriage certificate.

Marriage date and place		Thomas's parents			Thomas's grandparents			
1858. MARRIAGES in the District of <u>Edinburgh and Warrington</u> in the Parish of <u>Edinburgh</u>								
No.	When, where, and how Married.	Signatures of Parties.	Age.	Residence.	Rank or Profession, and Condition, (whether Bachelor or Widower, Spinster or Widow.) Relationship of Parties (if any.)	Name, Surname, and Rank or Profession of Father. Name, and Maiden Surname of Mother.	If a regular Marriage, Signatures of Officiating Minister and Witnesses.	If irregular, date of Extraordinary Sentence of Conviction, or Decree of Divorcement, and in what Court pronounced.
80	On the 7th day of June 1858 at Edinburgh	<i>Thomas Selcraig</i>	25	Edinburgh Place	Letter Carrier	<i>William Selcraig, (Father), Elizabeth Selcraig, (Mother)</i>	<i>William Selcraig, (Father), Elizabeth Selcraig, (Mother)</i>	
	Marriage officiated by Agnes Edwards	<i>Agnes Edwards</i>	22	Edinburgh Place	Officiating Minister	<i>William Selcraig, (Father), Elizabeth Selcraig, (Mother)</i>	<i>William Selcraig, (Father), Elizabeth Selcraig, (Mother)</i>	

1858 marriage certificate for Thomas Selcraig and Agnes Edwards

- B. Bridget records the following information: (1) the marriage information for Thomas's parents, (2) Thomas's grandparents' names, (3) residence and occupations of Thomas's parents, and (4) source information.

For information on submitting names for temple ordinances, see [A Member's Guide to Temple and Family History Work](#).

# THE RESEARCH PROCESS

## Example

**Family Group Record**

If typing, set spacing at 1 1/2. Page      of

Write date as: 4 Oct. 1896

Write place as: Tryon, Polk, North Carolina, USA or  
St. Martins, Birmingham, Warwick, Eng.

<b>Husband</b> Given name(s) <i>Thomas</i>		Last name <i>Selcraig</i>		<input type="checkbox"/> See "Other marriages"	
Born (day month year) <i>Abt 1833</i>	Place <i>Fife, Scotland</i>	LDS ordinance dates		Temple	
Christened	Place	Baptized			
Died	Place	Endowed			
Buried	Place	Sealed to parents			
Married <i>4 June 1858</i>	Place <i>Edinburgh, Midlothian, Scotland</i>	Sealed to spouse			
Husband's father Given name(s) <i>Willis</i>		Last name <i>Selcraig</i>		<input type="checkbox"/> Deceased	
Husband's mother Given name(s) <i>Elizabeth</i>		Maiden name <i>Henderson</i>		<input type="checkbox"/> Deceased	
<b>Wife</b> Given name(s) <i>Agnes</i>		Maiden name <i>Edwards</i>		<input type="checkbox"/> See "Other marriages"	
Born (day month year) <i>Abt 1835</i>	Place <i>Edinburgh, Midlothian, Scotland</i>	LDS ordinance dates		Temple	
Christened	Place	Baptized			
Died	Place	Endowed			
Buried	Place	Sealed to parents			
Wife's father Given name(s) <i>John</i>		Last name <i>Edwards</i>		<input type="checkbox"/> Deceased	
Wife's mother Given name(s) <i>Elizabeth</i>		Maiden name <i>Selcraig</i>		<input type="checkbox"/> Deceased	
<b>Children</b> List each child (whether living or dead) in order of birth.				LDS ordinance dates	
				Temple	
1	Sex <i>F</i>	Given name(s) <i>Elizabeth</i>	Last name <i>Selcraig</i>		<input type="checkbox"/> See "Other marriages"
	Born (day month year) <i>Abt 1861</i>	Place <i>Edinburgh, Midlothian, Scotland</i>	Baptized		
	Christened	Place	Endowed		
	Died	Place	Sealed to parents		
	Spouse Given name(s)		Last name		
	Married	Place	Sealed to spouse		
2	Sex <i>F</i>	Given name(s) <i>Jessie</i>	Last name <i>Selcraig</i>		<input type="checkbox"/> See "Other marriages"
	Born (day month year) <i>Abt 1863</i>	Place <i>Edinburgh, Midlothian, Scotland</i>	Baptized		
	Christened	Place	Endowed		
	Died	Place	Sealed to parents		
	Spouse Given name(s)		Last name		
	Married	Place	Sealed to spouse		
3	Sex <i>M</i>	Given name(s) <i>George</i>	Last name <i>Selcraig</i>		<input type="checkbox"/> See "Other marriages"
	Born (day month year) <i>Abt 1865</i>	Place <i>Edinburgh, Midlothian, Scotland</i>	Baptized		
	Christened	Place	Endowed		
	Died	Place	Sealed to parents		
	Spouse Given name(s)		Last name		
	Married	Place	Sealed to spouse		
Select <b>only one</b> of the following options. The option you select applies to all names on this form.			Your name		
<input type="checkbox"/> <b>Option 1—Family File</b> Send all names to my family file at the _____ Temple.			Address		
<input type="checkbox"/> <b>Option 2—Temple File</b> Send all names to any temple, and assign proxies for all approved ordinances.					
<input type="checkbox"/> <b>Option 3—Ancestral File</b> Send all names to the computerized Ancestral File for research purposes only, not for ordinances. I am including the required pedigree chart.					
			Phone (      )		Date prepared

Published by The Church of Jesus Christ of Latter-day Saints 10/93 Printed in USA 31827

Front of family group record. Bridget added the information she found for Thomas Selcraig and his family.

# THE RESEARCH PROCESS

## Example

Page      of					
<b>Husband</b> Given name(s) <i>Thomas</i>		Last name <i>Selcraig</i>			
<b>Wife</b> Given name(s) <i>Agnes</i>		Maiden name <i>Edwards</i>			
<b>Children</b> List each child (whether living or dead) in order of birth.					<div>LDS ordinance dates</div> <div>Temple</div>
4	Sex <i>M</i>	Given name(s) <i>Thomas</i>	Last name <i>Selcraig</i>		<input type="checkbox"/> See "Other marriages"
		Born (day month year) <i>27 Jul 1866</i>	Place <i>Edinburgh, Midlothian, Scotland</i>	Baptized	
		Christened	Place	Endowed	
		Died	Place	Sealed to parents	
		Spouse Given name(s) <i>Helen</i>	Last name <i>Wilson</i>		
		Married <i>30 Dec 1890</i>	Place <i>Edinburgh, Midlothian, Scotland</i>	Sealed to spouse	
5	Sex <i>F</i>	Given name(s) <i>Sarah</i>	Last name <i>Selcraig</i>		<input type="checkbox"/> See "Other marriages"
		Born (day month year) <i>abt 1874</i>	Place <i>Edinburgh, Midlothian, Scotland</i>	Baptized	
		Christened	Place	Endowed	
		Died	Place	Sealed to parents	
		Spouse Given name(s)	Last name		
		Married	Place	Sealed to spouse	
6	Sex <i>F</i>	Given name(s) <i>Helen</i>	Last name <i>Selcraig</i>		<input type="checkbox"/> See "Other marriages"
		Born (day month year) <i>abt 1876</i>	Place <i>Edinburgh, Midlothian, Scotland</i>	Baptized	
		Christened	Place	Endowed	
		Died	Place	Sealed to parents	
		Spouse Given name(s)	Last name		
		Married	Place	Sealed to spouse	
7	Sex	Given name(s)	Last name		<input type="checkbox"/> See "Other marriages"
		Born (day month year)	Place	Baptized	
		Christened	Place	Endowed	
		Died	Place	Sealed to parents	
		Spouse Given name(s)	Last name		
		Married	Place	Sealed to spouse	
<b>Other marriages</b> List other marriages and sealings of the husband, wife, and children on this form. List any necessary explanations.					
<b>Sources of information</b> Add further information on attached sheets as necessary.					
<ol style="list-style-type: none"> <li>Civil registration marriage records, South Leith, Edinburgh, Midlothian, Scotland, <a href="http://www.scotlandspeople.gov.uk">www.scotlandspeople.gov.uk</a>, 692/01, 1858, for Thomas Selcraig and Agnes Edwards.</li> <li>1871 census, St. Andrew District, Edinburgh, Midlothian, Scotland, <a href="http://www.scotlandspeople.gov.uk">www.scotlandspeople.gov.uk</a>, 689/02 for Thomas Selcraig.</li> <li>Civil registration birth records, St. Andrew District, Edinburgh, Midlothian, Scotland, <a href="http://www.scotlandspeople.gov.uk">www.scotlandspeople.gov.uk</a>, 685/02 0608, 1866, for Thomas Selcraig.</li> <li>Civil registration marriage records, St. Andrew District, Edinburgh, Midlothian, Scotland, <a href="http://www.scotlandspeople.gov.uk">www.scotlandspeople.gov.uk</a>, 685/02 0012, 1891, for Thomas Selcraig and Helen Wilson.</li> </ol>					
<b>Note:</b> Please take every reasonable step to see that the information on this form is as accurate and complete as practical. This will help maintain the integrity of Church family history files and reduce duplication of temple ordinance work.					

Back of family group record. Bridget added the information she found for Thomas Selcraig and his family.

# THE RESEARCH PROCESS

## Summary

### Finding a Scottish Family, 1855–1901

1. Find information about your ancestor's birthplace and parents' names.

A. Civil registration (marriage or death certificate)

- Look for a marriage or death certificate of your ancestor.
- This verifies what you know and gives you parents' names.
- Print a copy of what you find.
- Record the information, including source information.

B. Census

- Look for the first census following your ancestor's marriage or birth.
- Print a copy of what you find.
- Record the information, including source information.
- Estimate birth years from the ages.

2. Find your ancestor's birth certificate in civil registration records.

- This verifies the information you found in the marriage or death certificate and the census. It can also give additional information about your ancestor's parents.
- Record the information, including source information.

3. Find your ancestor with his or her parents and brothers and sisters in a census.

- Look for the first census following your ancestor's birth.
- Look in earlier and later censuses to see if there are other family members.
- Record the information, including source information.
- Estimate birth years from the ages.

4. Find the marriage certificate for your ancestor's parents in civil registration records.

- This verifies the information you found on the birth certificate. It can also give information about your ancestor's grandparents.
- Record the information, including source information.

### What's Next

Follow the same steps to look for the families of each of your ancestor's parents.

If you cannot find your ancestor using this research process, contact FamilySearch Support for research help at: [fhl@familysearch.org](mailto:fhl@familysearch.org)

# FINDING PLACES

To search civil registration and census records, you need to know the parish and county in Scotland where your ancestor lived. When researching in large cities, it is helpful to know the civil registration district.

## Place Levels

Places are usually written from smallest to largest on family group records, including parish, county, and country.

Liberton, Midlothian, Scotland  
(Parish) (County) (Country)

When in a large city, the city should be listed along with the parish.

Edinburgh St. Andrew, Midlothian, Scotland  
(City and parish) (County) (Country)

Records may have been kept at any of these place levels.

## Parish for Church Records and Census

- A parish is the area (jurisdiction) where a Church of Scotland minister served and kept records. The parish is usually named for the largest town in it.
- To find birth, marriage, and death records or census records, it is helpful to know the parish where your ancestor lived.

## District for Civil Registration

- In rural areas, a district is normally the same as the parish. In large cities, districts may have parts of several parishes in them.
- Knowing the district where your ancestor lived will help you search civil registration records.

## County

- Scotland is divided into 33 counties.
- Knowing the county in which your ancestor lived can help you identify your ancestor when he or she has the same name as someone in another county.

## Tips

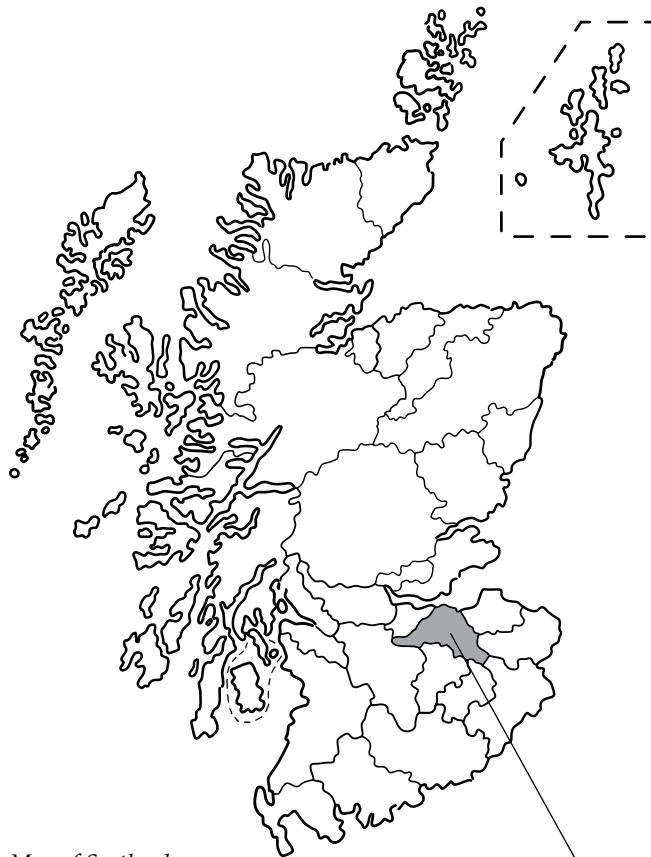
To find information about the place your ancestor lived, look in the Gazetteer of Scottish Places at: [http://www.scan.org.uk/knowledgebase/search/gazetteer\\_indexnew.asp](http://www.scan.org.uk/knowledgebase/search/gazetteer_indexnew.asp)

## Changes to County Names

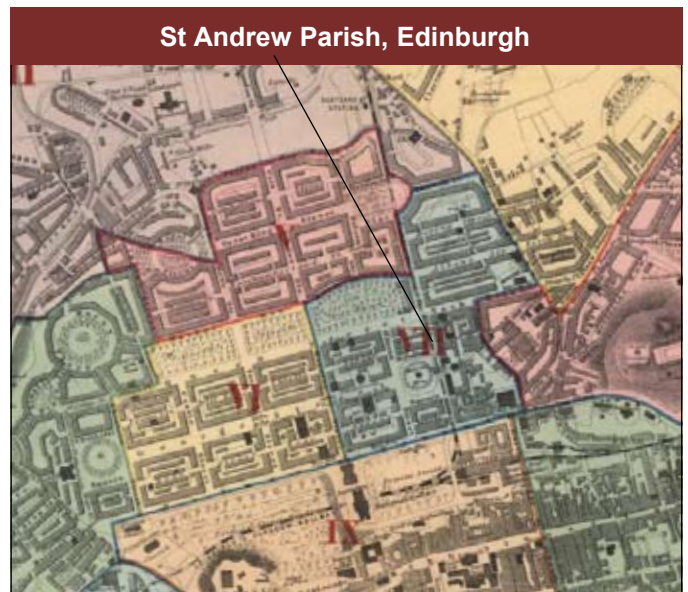
Since the late 1800s, the names of five counties in Scotland have changed. They are listed below:

<i>Current name</i>	<i>Old name</i>
Midlothian	Edinburghshire (changed in 1889)
Moray	Elginshire (changed in 1918)
Angus	Forfarshire (changed in 1928)
East Lothian	Haddingtonshire (changed in 1921)
West Lothian	Linlithgowshire (changed in 1924)

# FINDING PLACES



*Map of Scotland*



**St Andrew Parish, Edinburgh**

*City of Edinburgh with parishes, used with permission from the National Library of Scotland*



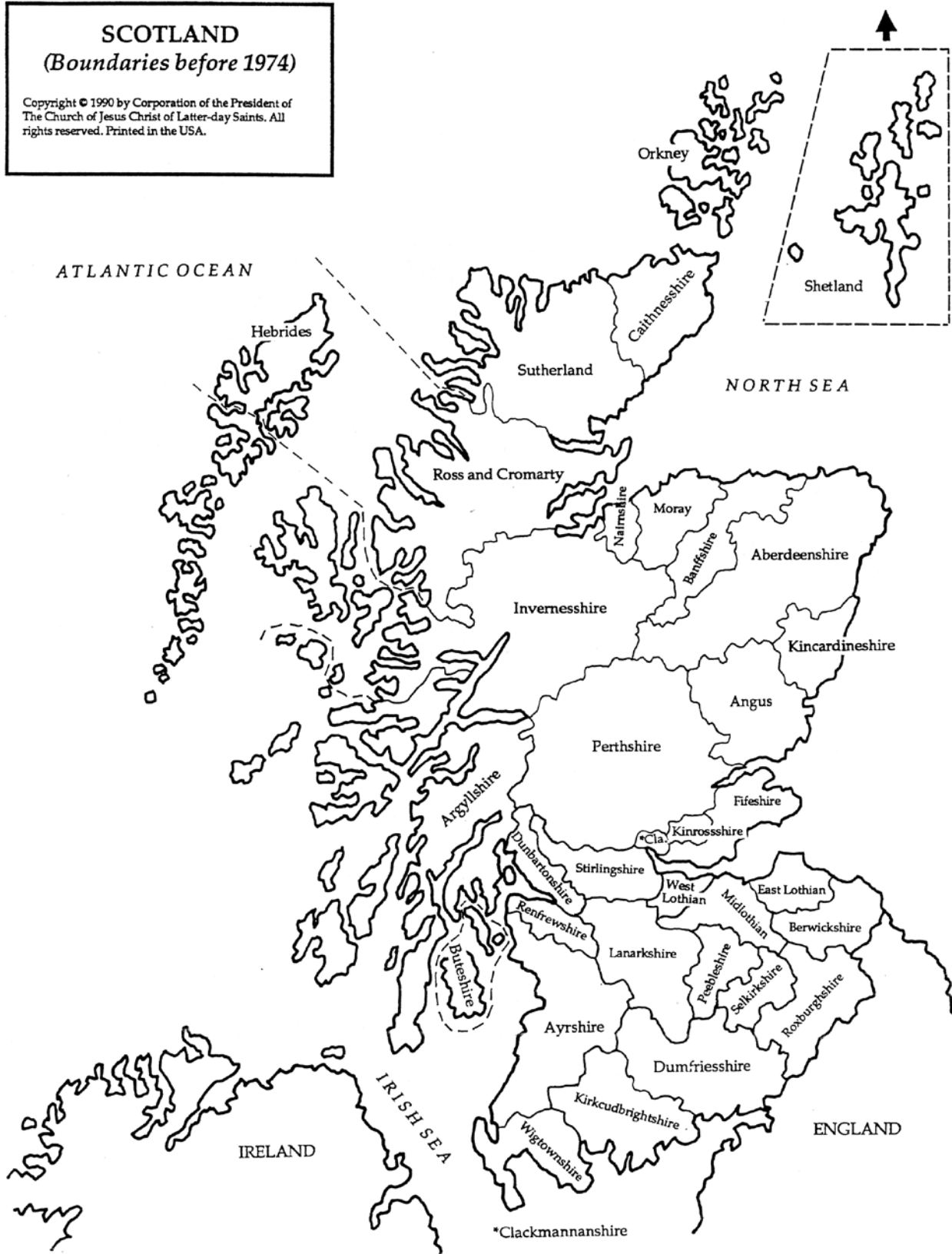
## MIDLOTHIAN

*Parishes of Midlothian*

# FINDING PLACES

## SCOTLAND (Boundaries before 1974)

Copyright © 1990 by Corporation of the President of  
The Church of Jesus Christ of Latter-day Saints. All  
rights reserved. Printed in the USA.



# RECORDS

This section gives details about locating and using each record described in the research process.

## Record Time Line

The chart below shows the time period covered by each of the records described in this guide. It also gives page numbers where you can find more information about locating and using each record.

	1840	1860	1880	1900	1920	1940	1960	1980	2000	Present
<b>Census</b> See pages 17–18										
<b>Civil Registration: Birth</b> See page 19										
<b>Civil Registration: Death</b> See page 20										
<b>Civil Registration: Marriage</b> See page 21										

# CENSUS

1841, 1851, 1861, 1871, 1881, 1891, 1901

## Use Census Records To:

- Learn the birthplace and age of your ancestor.
- Find information about family members and other members of the household.
- Establish a time and place of a family's residence.

Beginning in 1801, national censuses were taken in Scotland every 10 years, except in 1941. The censuses before 1841 were mainly statistical, and most of them do not exist today. The 1841 census was the first census with genealogical information. A census must be 100 years old before it may be open to the public, so the 1901 census is the most recent one available.

## CONTENT

- Names
- Ages (In the 1841 census only, the ages are rounded down to a multiple of five for those over the age of 15.)
- Relationships (beginning with the 1851 census)
- Birthplaces (beginning with the 1851 census)
- Occupations
- Address

## Tips

- Households include the people who resided in the house on the night before the census was taken.
- Locate an individual in as many censuses as you can. This helps you verify information, and it may lead you to other family members.
- The census does not list children who were born and died between censuses.
- Census information may be incorrect.
- Widows and married women sometimes used their maiden names on the census.
- Look for large gaps in the ages of children, because they may indicate missing children (such as children who have died or are living with relatives, attending boarding school, working away from home, and so on).
- If you do not find your ancestor in a census in a particular parish, look in nearby parishes.
- Look at the census entries of your ancestor's neighbors. Family members, including siblings or parents, could be living next door or a few houses away.
- On most censuses each person's relationship to the head of the household is given. The relationship does not necessarily apply to other members of the household. For example, a child who is listed as a son may not be a son of the wife of the head of household or a sibling to the other children listed in the household.
- The terms *daughter-in-law* and *son-in-law* sometimes referred to step-children, not spouses of children.

# CENSUS

1841, 1851, 1861, 1871, 1881, 1891, 1901

Address		Name	Relation	Age	Occupation	Where born		
Page 2		The undermentioned Houses are situate within the Boundaries of the						
Civil Parish of <i>South Leith</i>		<del>Quondam Parish of</del>	School Board District of <i>Edinburgh</i>	Parliamentary Burgh of <i>Edinburgh</i>	<del>Royal Burgh of</del>	<del>Police Burgh of</del>		
No. of Schedule.	ROAD, STREET, &c., and No. or NAME of HOUSE.	HOUSES In- habited. (U) or Building (B.)	NAME and Surname of each Person.	RELATION to Head of Family.	CONDITION as to Marriage.	AGE (last Birthday) Males Females.	Rank, Profession, or OCCUPATION.	WHERE BORN.
6	5 <i>Balton Hill</i>	1	<i>Thomas Selcraig</i>	<i>Head</i>	<i>Mar</i>	<i>48</i>	<i>Bank Watchman</i>	<i>Pipeshead</i>
			<i>Agnes do</i>	<i>Wife</i>	<i>Mar</i>	<i>46</i>		<i>Edinburgh</i>
			<i>Thomas do</i>	<i>Son</i>	<i>Unm</i>	<i>15</i>	<i>Blacksmiths apprentice</i>	<i>do</i>
			<i>Larah do</i>	<i>Saur</i>	<i>"</i>	<i>7</i>	<i>Scholar</i>	<i>do</i>
			<i>Helen do</i>	<i>do</i>		<i>5</i>	<i>do</i>	<i>do</i>
			<i>Mary do</i>	<i>do</i>		<i>3</i>		<i>do</i>
			<i>Larah Edwards</i>	<i>Sister in Law</i>	<i>"</i>	<i>41</i>	<i>Machinist</i>	<i>do</i>

1881 census entry for Thomas Selcraig and his family

## Searching Censuses

Before searching this record, you must know:

- Your ancestor's name.
- The parish or district where your ancestor was living at the time of the census.

It would also be helpful to know:

- Your ancestor's age.
- Other family members' names and ages.

This record is located at:

[www.scotlandspeople.gov.uk](http://www.scotlandspeople.gov.uk)

Search by your ancestor's name.

# CIVIL REGISTRATION: BIRTH

1855 to the Present

## Use Birth Certificates To:

- Find your ancestor's birth information.
- Establish a time and place of residence.
- Find the names of your ancestor's parents.
- Find marriage information for your ancestor's parents.

## Tips

- Sometimes the mother's previous married name was listed as the maiden surname.
- Always note the informant and his or her relationship to the child. The informant may be a grandparent, aunt, or uncle, and this information may provide clues for further research.

CONTENT	1855	1856–1860	1861–present
Full name and sex of child	X	X	X
Date, time, and place of birth	X	X	X
Father's name and occupation	X	X	X
Father's age and birthplace	X		
Mother's name, including former names	X	X	X
Mother's age and birthplace	X		
Usual residence of parents	X		
Parents' marriage date and place	X		X
Number of the parents' other children and their sex (also specifies whether the children are living or dead)	X		
Informant's name and relationship to the child (if any)	X	X	X
Informant's usual residence		X	X

## Searching Birth Certificates

Before searching this record, you must know:

- Your ancestor's name.
- The date or approximate date of the birth.
- The place or approximate place of the birth.

Knowing the parents' names is also helpful.

The record is located at:

[www.scotlandsppeople.gov.uk](http://www.scotlandsppeople.gov.uk)

Search by your ancestor's name.

Name	Birth date and place	Parents' names, occupation, and marriage date and place	Informant
1866. BIRTHS in the	District of	St Andrew in the	Burgh of Edinburgh
(1.)	(2.)	(3.)	(4.)
No.	Name and Surname.	When and Where Born.	Sex.
	Name, Surname, & Rank or Profession of Father.	Name, and Maiden Surname of Mother.	Date and Place of Marriage.
	Signature and Qualification of Informant, and Residence, if out of the House in which the Birth occurred.	When and Where Registered, and Signature of Registrar.	
608	Thomas Selcraig	1866 July	M.
	Thomas Selcraig	Twenty seventh	
	3 to 5 pm M	10 Dalrymple	
	1868 June 1st	1868 June 1st	
	Thomas Selcraig	Thomas Selcraig	1866
	Letter-press General	Father	August 13th
	Post Office Edinburgh	Present	Edinburgh
	Agnes Selcraig		
	Mrs. J. Edwards		
	1868 June 1st		
			St. Andrew
			Registrar

Birth certificate for Thomas Selcraig

# CIVIL REGISTRATION: DEATH

## 1855 to the Present

### Use Death Certificates To:

- Find your ancestor's death information.
- Establish a time and place of residence.
- Find the names of your ancestor's parents.

## Tips

- Always note the informant. He or she may be a family member, and his or her address may suggest another locality to search for information.
- The certificate often indicates whether or not the parents of the deceased person are living.

## CONTENT

CONTENT	1855	1856–1860	1861–1966	1967–present
Full name and occupation	X	X	X	X
Date, time, and place of death	X	X	X	X
Age	X	X	X	X
Marital status	X	X	X	X
Usual residence if different than place of death	X	X	X	X
Parents' names (including mother's former names) and whether deceased	X	X	X	X
Cause of death and name of medical attendant	X	X	X	X
Burial place and undertaker's name	X	X	X	X
Name of spouse	X	X		
Names of children and their ages (or, if deceased, their age at death)	X			
Informant's name, signature, and relationship (if any)	X	X	X	X
Date of birth				X

Name		Date	Age	Parents' names		Burial place			
1860. DEATHS in the District of Leith and Newington in the Parish of Edinburgh									
(1.)		(2.)	(3.)	(4.)	(5.)	(6.)	(7.)	(8.)	(9.)
No.	Surname and Name. — Rank or Profession, and Condition, (whether Married or Single, Widower or Widow.)	When and where Died, with Hour of Death.	Sex.	Age.	Parents' Names, and Rank, Profession, or Occupation.	Cause of Death, and how long Disease continued.—Medical Attendant by whom certified, and when he last saw deceased.	Burial Place. Undertaker, or other Person, by whom certified.	Signature, Qualification, and Resi- dence of Informant, if out of the House in which the Death occurred.	When and where Registered and Signature of Registrar
330	McLeraig	1860	M	5	Thomas McLeraig	Enteritis	Travellers	John Polwar	1860
	John	June		months	Robert McLeraig	who was 2 or 3 days	Cemetery	Father	June 2nd
		First				as certified by	Edinburgh	2 Upper Crowned Lane	Edinburgh
		11th 55th Regt				RT 11th 55th Regt	as certified by	Edinburgh	Edinburgh
	35th Linn				Agnes McLeraig	who was deceased	to 11th 55th Regt	Present	

1860 death certificate of Thomas Selcraig's brother John

## Searching Death Certificates

**Before searching this record, you must know:**

- Your ancestor's name.
- The date or approximate date of death.
- The place or approximate place of death.

Knowing the spouse's name can also be helpful.

**This record is located at:**

[www.scotlandsppeople.gov.uk](http://www.scotlandsppeople.gov.uk)

**Search by** your ancestor's name.

# CIVIL REGISTRATION: MARRIAGE

1855 to the Present

## Use Marriage Certificates To:

- Find your ancestor's marriage information.
- Establish a time and place of residence.
- Find the names of your ancestor's parents.

## Tips

- It is important to look at all the information on the certificate.
- Always note the witnesses. They are often family members and can be a clue for further research.
- The certificate often indicates if the parents of the bride or groom are deceased.
- The address of the bride or groom might lead to other localities to check for records.
- The occupation may help you identify the bride or groom when checking other records.

CONTENT	1855	1856–present
Full names of the bride and groom	X	X
The bride's and groom's marital status, age, occupation, and usual residences, and their relationship to each other (if any)	X	X
2nd or 3rd marriage and any children by former marriages, living or deceased	X	X
Birth dates and places of the bride and groom	X	
Fathers' names, occupations, and whether deceased	X	X
Mothers' names (including former names) and whether deceased	X	X
Name of person who married them	X	X
Names and addresses of witnesses	X	X

## Searching Marriage Certificates

Before searching this record, you must know:

- Your ancestor's name.
- The date or approximate date of the marriage.
- The place or approximate place of the marriage.

Knowing the spouse's name is also helpful.

This record is located at:

[www.scotlandspeople.gov.uk](http://www.scotlandspeople.gov.uk)

Search by your ancestor's name.

Marriage date		Names		Address		Parents	
(Page 6.)							
91. MARRIAGES in the Parish of St. Andrew in the Burgh of Edinburgh							
No.	When, Where, and How Married.	Signatures of Parties. Rank or Profession, Whether Single or Widowed, and Relationship (if any).	Age.	Usual Residence.	Name, Surname, and Rank or Profession of Father. Name, and Maiden Surname of Mother.	If a regular Marriage, Signatures of officiating Minister and Witnesses. If irregular, Date of Conviction, Decree of Declarator, or Sheriff's Warrant.	When & Where Registered, and Signature of Registrar.
12	1891. on the 14th day of December at St. James Square Edinburgh	Thomas Selcraig Bachelor Helen Wilson Bachelor	24	1414 Glen Hill Edinburgh	Thomas Selcraig Bank Watchman Agnes Selcraig Miss Edwards	James Gray M.D. Miss Robert Brown Miss Bethune	1891. January 7th At Edinburgh

Marriage certificate of Thomas Selcraig and Helen Wilson

# ADDITIONAL HELPS

This section provides tips and other resources you may find helpful as you search Scottish records.

## Naming Customs in Scotland

The Scottish people often followed the naming pattern listed below when they named their children.

The first son was named after the father's father.

The second son was named after the mother's father.

The third son was named after the father.

The first daughter was named after the mother's mother.

The second daughter was named after the father's mother.

The third daughter was named after the mother.

## Time Line

- 1801 First national census in Scotland was taken (containing mainly statistical information). The census was taken every 10th year after that.
- 1841 First national census of genealogical value that survives was taken.
- 1851 First national census to give exact ages, relationships, and birthplaces was taken.
- 1855 Government registration of births, marriages, and deaths, known as civil registration, began.

## More about Scottish Research

*Research Outline: Scotland* (32960) describes records for more advanced searches (see "Where to Order Family History Library Publications," on page 23).

Cory, Kathleen B. *Tracing Your Scottish Ancestry*. 2nd ed. Edinburgh: Polygon, 1996. ISBN 0806315342 (FHL book 941 D27c)

Sinclair, Cecil. *Tracing Your Scottish Ancestors: A Guide to Ancestry Research in the Scottish Record Office*. Edinburgh: HMSO, 1990. ISBN 0114941181 (FHL book 941 D27s)

Steel, D. J. *Sources for Scottish Genealogy and Family History*. National Index of Parish Registers Volume 12. London: Phillimore, 1970. ISBN 900592524 (FHL book 942 D27ste v. 12)

## Archives and Libraries

Below are some of the main archives and libraries where you may find Scottish records.

Family History Library  
35 N. West Temple Street  
Salt Lake City, UT 84150-3440  
Phone: 1-801-240-2331  
[www.familysearch.org](http://www.familysearch.org)  
E-mail: [fhl@ldschurch.org](mailto:fhl@ldschurch.org)

*Note:* Most records at the Family History Library are also available through a family history center. To find a family history center near you:

1. Go to [www.familysearch.org](http://www.familysearch.org).
2. In the area titled Find a Family History Center Near Your Home, enter the state or country where you live, and click **OK**.

Family history societies  
[www.genuki.org.uk](http://www.genuki.org.uk)  
[www.genfair.com](http://www.genfair.com)

General Register Office  
New Register House  
3 West Register Street  
Edinburgh EH1 3YT  
Scotland  
Phone: 011-44-131-334-0380  
Fax: 011-44-131-314-4400

[www.gro-scotland.gov.uk](http://www.gro-scotland.gov.uk)  
[www.scotlandspeople.gov.uk](http://www.scotlandspeople.gov.uk)  
(Searchable Web site for civil registration and census records)  
E-mail: [records@gro-scotland.gov.uk](mailto:records@gro-scotland.gov.uk)

# ADDITIONAL HELPS

## Where to Order Family History Library Publications

- On the Internet at [www.familysearch.org](http://www.familysearch.org)
- Salt Lake Distribution Services  
Phone: 1-800-537-5971 (toll free in the United States and Canada)  
TTY: 1-801-240-6149
- British Isles Family History Support Office  
185 Penns Lane  
Sutton Coldfield  
West Midlands B76 1JU  
England  
Phone: 0121-384-2028  
Fax: 0121-382-5948

All Family History Library publications are described in the *Family History Materials List* (34083).

## Other publications you may need

For Latter-day Saints:

*A Member's Guide to Temple and Family History Work* (34697) includes instructions for submitting names for temple ordinances.

# ADDITIONAL HELPS

## Family Group Record

If typing, set spacing at 1 1/2. Page of

<b>Husband</b> Given name(s)			Last name		<input type="checkbox"/> See "Other marriages"
Born (day month year)	Place			LDS ordinance dates	Temple
Christened	Place			Baptized	
Died	Place			Endowed	
Buried	Place			Sealed to parents	
Married	Place			Sealed to spouse	
Husband's father Given name(s)			Last name		<input type="checkbox"/> Deceased
Husband's mother Given name(s)			Maiden name		<input type="checkbox"/> Deceased
<b>Wife</b> Given name(s)			Maiden name		<input type="checkbox"/> See "Other marriages"
Born (day month year)	Place			LDS ordinance dates	Temple
Christened	Place			Baptized	
Died	Place			Endowed	
Buried	Place			Sealed to parents	
Wife's father Given name(s)			Last name		<input type="checkbox"/> Deceased
Wife's mother Given name(s)			Maiden name		<input type="checkbox"/> Deceased
<b>Children</b> List each child (whether living or dead) in order of birth.				LDS ordinance dates	Temple
1	Sex	Given name(s)	Last name		<input type="checkbox"/> See "Other marriages"
	Born (day month year)	Place			Baptized
	Christened	Place			Endowed
	Died	Place			Sealed to parents
	Spouse Given name(s)		Last name		
	Married	Place			Sealed to spouse
2	Sex	Given name(s)	Last name		<input type="checkbox"/> See "Other marriages"
	Born (day month year)	Place			Baptized
	Christened	Place			Endowed
	Died	Place			Sealed to parents
	Spouse Given name(s)		Last name		
	Married	Place			Sealed to spouse
3	Sex	Given name(s)	Last name		<input type="checkbox"/> See "Other marriages"
	Born (day month year)	Place			Baptized
	Christened	Place			Endowed
	Died	Place			Sealed to parents
	Spouse Given name(s)		Last name		
	Married	Place			Sealed to spouse
Select <b>only one</b> of the following options. The option you select applies to all names on this form.			Your name		
<input type="checkbox"/> <b>Option 1—Family File</b> Send all names to my family file at the _____ Temple.			Address		
<input type="checkbox"/> <b>Option 2—Temple File</b> Send all names to any temple, and assign proxies for all approved ordinances.					
<input type="checkbox"/> <b>Option 3—Ancestral File</b> Send all names to the computerized Ancestral File for research purposes only, not for ordinances. I am including the required pedigree chart.					
			Phone ( )		Date prepared

Write date as: 4 Oct. 1896

Write place as: Tryon, Polk, North Carolina, USA or St. Martins, Birmingham, Warwick, Eng.

# ADDITIONAL HELPS

Page \_\_\_\_\_ of \_\_\_\_\_

<b>Husband</b> Given name(s)		Last name	
<b>Wife</b> Given name(s)		Maiden name	
<b>Children</b> List each child (whether living or dead) in order of birth.		LDS ordinance dates	Temple
4	Sex	Given name(s)	Last name <input type="checkbox"/> See "Other marriages"
	Born (day month year)	Place	Baptized
	Christened	Place	Endowed
	Died	Place	Sealed to parents
	Spouse Given name(s)	Last name	
	Married	Place	Sealed to spouse
5	Sex	Given name(s)	Last name <input type="checkbox"/> See "Other marriages"
	Born (day month year)	Place	Baptized
	Christened	Place	Endowed
	Died	Place	Sealed to parents
	Spouse Given name(s)	Last name	
	Married	Place	Sealed to spouse
6	Sex	Given name(s)	Last name <input type="checkbox"/> See "Other marriages"
	Born (day month year)	Place	Baptized
	Christened	Place	Endowed
	Died	Place	Sealed to parents
	Spouse Given name(s)	Last name	
	Married	Place	Sealed to spouse
7	Sex	Given name(s)	Last name <input type="checkbox"/> See "Other marriages"
	Born (day month year)	Place	Baptized
	Christened	Place	Endowed
	Died	Place	Sealed to parents
	Spouse Given name(s)	Last name	
	Married	Place	Sealed to spouse

**Other marriages** List other marriages and sealings of the husband, wife, and children on this form. List any necessary explanations.

**Sources of information** Add further information on attached sheets as necessary.

**Note:** Please take every reasonable step to see that the information on this form is as accurate and complete as practical. This will help maintain the integrity of Church family history files and reduce duplication of temple ordinance work.

# INDEX

## Index

- additional helps. . . . . 22–25
- Ancestry.com (Web site). . . . . 3
- archives. . . . . 22
- birth records. . . . . 7, 19
- census records . . . . . 6, 8, 17–18
- civil registration records . . . . . 19–21
  - birth certificates . . . . . 7, 19
  - death certificates . . . . . 20
  - marriage certificates . . . . . 5, 9, 21
- counties of Scotland . . . . . 15
- death records . . . . . 20
- districts . . . . . 13
- family group record . . . . . 4, 10–11, 24–25
- family history centers. . . . . 22
- Family History Library . . . . . 22
- family history societies. . . . . 22
- FamilySearch (Web site). . . . . 3
- FamilySearch Support . . . . . 12
- gathering information . . . . . 3
- gazetteer . . . . . 13
- Genes Reunited (Web site). . . . . 3
- how to begin . . . . . 3
- libraries. . . . . 22
- maps of Scotland. . . . . 14–15
- marriage records . . . . . 5, 9, 21
- naming customs . . . . . 22
- One Great Family (Web site). . . . . 3
- parishes. . . . . 13, 14
- pedigree chart . . . . . 3
- Personal Ancestral File. . . . . 3
- place-names . . . . . 13
- publications . . . . . 23
- records. . . . . 16–21
- research process. . . . . 2–12
  - step 1 . . . . . 5–6
  - step 2 . . . . . 7
  - step 3 . . . . . 8
  - step 4 . . . . . 9
- research tools . . . . . 13–15
- RootsWeb (Web site). . . . . 3
- Scotland, maps of . . . . . 14–15
- Scotland's People (Web site) . . . . . 5–9, 22
- Scottish research publications. . . . . 22
- summary of research process . . . . . 12
- time lines . . . . . 16, 22

© 2008 by Intellectual Reserve, Inc. All rights reserved. Printed in the USA.

A FamilySearch Publication

FamilySearch is a trademark of Intellectual Reserve, Inc. and is registered in the United States of America and other countries. All other trademarks are the property of their respective owners.

This document may be copied and downloaded for incidental non-commercial church or your own personal use. For permission for other uses, please send requests to:

Copyrights and Permissions Coordinator

Family and Church History Department

50 E. North Temple Street, Room 599

Salt Lake City, UT 84150-3400

Fax: 1-801-240-2494

E-mail: fhd-copyright@ldschurch.org

English approval: 3/08. 36792

Area C MC  
GB  
2



*"Record Protection in  
an Uncertain World"*

# WORLD CONFERENCE ON RECORDS AND GENEALOGICAL SEMINAR

Salt Lake City, Utah, U.S.A.

5-8 August 1969

---

## GENEALOGICAL BACKGROUND OF A SCOTSMAN

By

Sir Iain Moncreiffe

Utah Valley Regional  
Genealogical Library  
4386 HBL, BYU  
Provo, Utah 84602  
801/378-6200

## GENEALOGICAL BACKGROUND OF A SCOTSMAN.

By

Sir Iain Moncreiffe

Scotsmen are always quarrelling at home, just like the Poles in the old days. This is because they are individualists, capable of their own character and judgement, and not going to be put upon by anyone. They are a sort of dynamo, generating people as diverse as Adam Smith and Robert Adam and Mr. Gladstone (for he still awes me too much for us to be on historical Christian name terms) and Alexander Bell the telephone inventor and Alexander Fleming the penicillin discoverer and Robert Scott the Antarctic explorer and myriads of others, most of whom have had a greater effect upon the rest of the world than the size of their country and number of their population would seem to warrant, yet far less effect upon their own land. A prophet, we are told, is not without honour save in his own country. That is the way dynamism works. So, although we all wrangle at home, we unite abroad, for a Scotsman abroad feels a member of the whole family of Scots, which indeed he is. Thus the first thing he does is to join the local Caledonian Society, and then (particularist as ever) that branch of the national family that is represented by his Clan Society, if there is one.

The head of this far-flung national family is of course the Queen, and rightly so, for she represents the genealogical link that binds most Scots together most nearly. The royal title before the Union with our English neighbours (a genealogical union by marriage between our royal houses, be it noted) was not "Queen of Scotland" - a mere bit of country - but "Queen of Scots", mother of the national family wherever they lived in the world. The reason for regarding the royal line as the binding genealogical link is simple - and obvious when stated - so to avoid unnecessary reduplication of the point, I hope I may quote from my book on THE HIGHLAND CLANS (London 1967).

"Descents link downwards in the social scale. Kings married across the oceans, nobles across the counties, but until modern times ordinary folk married near to

home. So the likelihood, for example, of a particular Mackay clansman of today descending from a particular Clan Donnachaidh clansman of the fourteenth century is infinitely remote". (Strathnaver is far too remote from Atholl). "But it is not at all unlikely that the same Mackay clansman should descend from King Robert Bruce. If he had any descent in the female line (with so much inter-marriage in Strathnaver) from Niall 'of the Bass', Chief of Mackay in 1433, he would therefore also descend from Niall's mother Elisabeth of the Isles, daughter of Macdonald himself, and her mother was in turn a daughter of King Robert II, grandson of King Robert Bruce.

"Similarly, the likelihood of a particular Clan Donnachaidh (Robertson) clansman of today descending from a particular Mackay clansman of the fourteenth century is equally remote. But it is most improbably that the same Robertson clansman would not descend (through local intermarriage in Atholl) from the prolific Stewarts of Garth, whelps of the Wolf of Badenoch, himself a son of King Robert II, the Grandson of King Robert Bruce. Indeed, it is most improbable that there is any Highland chief today who does not descend from King Robert Bruce, nor any other Highlander who does not descend from King Kenneth mac Alpin, who united the Picts and Scots. It is the royal stock that is genealogically as well as politically the unifying force that makes all Scotsmen true kinsmen".

Through early royal marriages to say, the Kennedys in the West, the Douglasses on the Border and the Gordons in the East, my point can be extended beyond the Highlands in particular to include the whole of Scotland in general.

The next point to be made is that the Scots are a very mixed people: Picts and Gaels and Norsemen and Cymry and Normans and Flemings and Bretons and many more, who were only forged into one nation between 1124 (when Cumbria and Lothian were united to Albany by the accession of King David the Saint) and 1468 (when my first wife's ancestor negotiated the acquisition of the Orkneys and the Shetland Islands). Indeed, until the 11th century at least, the word 'Scot' simply meant 'Irishman', and the name only got given to our own country and people because our royal family were Irish Gaels in the male line at that formative period: our kings were of course of very mixed ancestry in the female line, just as is, even more, their descendant and

representative our present Queen, who not only descends from Kenneth mac Alpin and Robert the Bruce and Mary Queen of Scots, as also for that matter from Simon de Montfort and Old King Coel and a sister of St. Thomas Aquinas, but also is, for example, a very near blood relation of George Washington, Shakespeare and Charles Darwin.

In the male line, to illustrate this mixture, the Robertsons are Gaels, the MacLeods are Norsemen, the Galbraiths are Cymry, the Hays are Normans, the Murrays are Flemings and the Stewarts are Bretons. But all have intermarried with each other so much during our several centuries of nationhood, that - as it were - a new and constantly developing folk has been forged. Throughout the independent period of our history, the different Regalities and Baronies were like little autonomous states. Within them, the chief or laird governed, but only with the implicit consent of his people, since he had no hired men-at-arms as on the Continent. His sons were given feus (a feu means hereditary security of tenure) or were leased lands under his heirs, so that (unless they went off as soldier-adventurers or merchant-adventurers abroad) the genetic stock of the family remained in the district. Their children in turn intermarried locally, and so on, generation after generation, younger child after younger child, until almost everybody in the clan or family territory had a genealogical link with each other through a common descent from the local dynastic family: themselves interbred with other dynasts and ultimately related to the royal house itself. Thus is resolved the paradox that the Scots are a mixed family from the racial point of view, yet all the same one family from the cousinhood point of view.

No family can be "older" than any other. But a surname can, and for obvious reasons of historical record what are known as "old families" tend to be those who have distinguished themselves over a long period, and who have been able enough to hold on to their lands and records. If it is impossible to trace a male line very far back, therefore, it may be possible through search into female line descents to arrive at some scion of an "old family", and through that to discover (what almost certainly exists in any Scotsman's ancestry) the ultimate descent from King Fergus whose realm straddled the Irish Channel at the end of the fifth century. But great difficulties exist in such research, as so many Campbells in Argyll were called Colin, so many Camerons in Lochaber were called Donald, so many Roses are Hugh, and so on: and all tend to have similarly -

named contemporaries in their family parishes.

For early Norse and more especially Gaelic-speaking families, it is worth looking to the great Irish genealogies, like those compiled by MacFirbis: and to A.O. Anderson's Early Sources Of Scottish History (Edinburgh 1922, 2 vols.) and his Scottish Annals From English Chroniclers (London 1908), also Dr. W.F. Skene's Celtic Scotland (Edinburgh 1890) and Dr. Alexander Macbain's edition of Skene's The Highlanders Of Scotland (Stirling 1902), though Skene's clan genealogies need comparison with what records otherwise survive, and his books should be read in conjunction with Professor Eoin MacNeill's Celtic Ireland (Dublin 1921) tempered by Dr. Thomas F. O'Rahilly's Early Irish History And Mythology (Dublin 1957). The mainstream of the most powerful Lowland families (as well as the grandest Highland magnates) can be followed in Lord Lyon Sir James Balfour Paul's The Scots Peerage (Edinburgh 1914, 9 vols.) supplemented by the revised edition of G.E.C.'s The Complete Peerage (London 1959, 13 vols.). However, anybody interested in Scottish genealogical records must read and refer to Margaret Stuart's and Sir James Balfour Paul's joint masterpiece Scottish Family History (Edinburgh 1930), added to by Miss Joan Ferguson's Scottish Family Histories Held In Scottish Libraries (Edinburgh 1960). Another invaluable reference work is Dr. George Black's The Surnames Of Scotland (pub. New York Public Library 1946), and it might be worth perusing briefly my own genealogical introduction to the "landed gentry" of Scotland in Burke's Landed Gentry (London, 1952 edition).

The methods of pursuing recent Scottish genealogies are set out in Margaret Stuart's and Balfour Paul's book mentioned above: and anybody seeking to follow them up from afar would be wise to consult Falkland Pursuivant-Extraordinary at the Court of the Lord Lyon in H.M. Register House in Edinburgh- for he is skilled in these matters more than I am. My interest at the moment is in trying to get everybody back as far as possible, by concentrating on the origins of the leading families of Scotland during her formative period: the twelfth to fourteenth centuries. In this task, charter witnesses must be combined with monastic records, a knowledge of landholding geography with that of heraldry. A good example is the obvious descent of Lord Elphinstone from a cadet of Swinton of that Ilk, where arms and charters and lands all show the way. The Librarian of Glasgow University has done quite remarkable work on the superiors of Scottish parishes in the twelfth

and thirteenth centuries, but alas it is so far unpublished. My own Map Of Scotland Of Old (John Bartholomew & Son, Edinburgh) is a rather less able attempt to do something of the sort for the late sixteenth century.

The use of heraldry for genealogical purposes needs tools. These include Sir James Balfour Paul's An Ordinary Of Scottish Arms (Edinburgh 1903), Sir David Lindsay of the Mount's Scottish Heraldic Manuscript 1542 (pub. facsimile Edinburgh 1878), R.R. Stodart's Scottish Arms 1370-1678 (Edinburgh 1881, 2 vols.), and the various books on ancient Scottish armorial seals (e.g. those by Henry Laing or W. Rae Macdonald), of which the best is that by Stevenson & Wood of which I have long been unable to obtain a copy.

The most important new field of research into the use of heraldry and landholding for genealogical purposes at the dawn of Scottish surnames - the twelfth to fourteenth centuries for the "old" families, as I have already said is the recent observation, to which my attention was drawn by Prince Schwarzenberg, the outstanding Bohemian scholar in these matters, that at that period great families had two coats of arms: the one a device (such as an eagle) and the other a geometrical pattern of the colours (such as parted per fesse). Whether we should regard one as the shield and the other as the banner, or one as the banner and the other as the standard, or one as the "peace coat" and the other as the "war coat", need not concern us here. Prince Schwarzenberg has produced enough Central European examples to show that the practice existed, and Garter Sir Anthony Wagner has drawn my attention to the dual coats used in England by Simon de Montfort.

Linked to a study of landholding, this discovery is of the first importance in dealing with what I have called the "formative period". We know that the Earls of Fife, chiefs of the Clan Macduff, used two coats: a red lion on gold, and a paly coat of gold and red. Their cadets, the hereditary abbots of Abernethy, bore a red lion on gold debruised by a black riband. Their other cadets, the Earls of Atholl, differenced by changing the paly coat to gold and black. When we realise that the parish of Cameron formed part of the demesne lands of the Earls of Fife, it is now not surprising to find a family bearing the Macduff first name of Adam and calling themselves after these lands, using a barry as opposed a paly coat of gold and red: simply what was most probably their ancestral coat turned on its side for difference. Here we sense the true origin of the Camerons in the Clan Macduff.

Similarly, the descendants of Maldred, brother of King Duncan who was slain by Macbeth, bear variants of a red lion on silver: indeed, I do myself. There is no difficulty in identifying Dundas and Dunbar, from their lands and charters and arms, as falling into the category of his descendants. But there are now reasons for suspecting that Home and Ruthven, Washington and Gray (also the northern English Greys of the Reform Bill and the First World War), especially after an examination of their early land-holdings, also derive their being from Maldred: and it confirms the near certainty that the Nevills, greatest house of the Wars of the Roses, do so too.

Now, all this could seem snobbish and limited were I speaking of many other countries, where the "aristocracy" are the great historic families cut off always by birth from the mercantile classes and the industrious artisans. This has, however, never been true of Scotland. It's perfectly true that we have dukes and dustmen: but both might be Grahams or Campbells or Scotts or Hamiltons, all sharing a common tradition. Our family divisions are vertical rather than horizontal, although (for reasons of contact that apply everywhere from Nebraska to Vladivostok) it is naturally more likely that the dukes will marry dukes' daughters and dustmen will marry dustmens' daughters, and usually they are much happier in home life that way too. All the same, Scotland has never been so haughtily rich that all people have not intermingled, and this intermingling has resulted in our being genetically, as well as sentimentally, perhaps the world's most clan-conscious folk. Think how any MacLeod will tell you proudly, whether you be in Salt Lake City or Canberra, how his clan murdered all those Macdonalds on the Isle of Eigg four hundred years ago. These are roots worth remembering in our mobile industrial world, and the more especially because they take no account of wealth or penury, success or failure. But these clan-folk are branches of the national family whose squabbles were romanticised by Sir Walter Scott, and who (but only when abroad) never forget their kinship to their fellow Caledonians.



*"Record Protection in  
an Uncertain World"*

# WORLD CONFERENCE ON RECORDS AND GENEALOGICAL SEMINAR

Salt Lake City, Utah, U.S.A.  
5-8 August 1969

----- *W. L. Bassett* -----

GENEALOGICAL RECORDS IN THE NATIONAL LIBRARY OF SCOTLAND

By

Thomas I Rae, Ph.D.

Utah Valley Regional  
Genealogical Library  
4336 NBL, BYU  
Provo, Utah 84602  
800-0700

# GENEALOGICAL RECORDS IN THE NATIONAL LIBRARY OF SCOTLAND

By

Thomas I. Rae, Ph.D.

The National Library of Scotland dates in its present form from an Act of the Parliament of Great Britain passed in 1925. This Act set up for Scotland a library similar in many respects to the library of the British Museum in London, and which performs some of the functions carried out by the Library of Congress in Washington D.C. It is a library of deposit: it can claim a copy of every book, periodical, newspaper, map or piece of sheet music published in the British Isles for its shelves. And in addition to the resulting large Department of Printed Books, and its subordinate Map department, and Music department, it has developed a worthy Department of Manuscripts. But the National Library was not born on that day in 1925; it only received a new name. For the real origins of the present library must be traced back for almost three hundred years, to the foundation in 1680 of a library by the Faculty of Advocates, the Scottish barristers' professional organization which dates from the sixteenth century.

To the casual reader of Scottish history, the 17th century is a very troubled period. It was a time of religious intolerance, of internecine warfare between political and religious factions, of persecution by the State of a vocal religious minority; a time of conflict between King and Covenanter, between Episcopalian and Presbyterian. This is a true enough picture of Scotland of this time; but it is an incomplete one. Scotland played a part in the cultural development of Western Europe which was by no means inextensive, and which today seems of much greater importance than the theological disputation which formed so much of the politics of the time.

The Scots had a literary tradition with its roots in the middle ages - the vernacular verse of John Barbour, William Dunbar and Robert Henryson - and in the renaissance - the latin verse of that great Scots humanist, George Buchanan. In the 17th century perhaps the latin side of this poetic tradition was the more dominant; men such as Arthur Johnston, David Webberburn and Archibald Pitcairne followed in Buchanan's footsteps. In the vernacular, poets such as Sir William Alexander and William Drummond of Hawthornden flourished, especially in the earlier part of the century. Prose writing tended to be heavy; in Presbyterian Scotland drama was not encouraged and the works which came from the printing presses were mainly political and theological in nature, although some interesting historical writing by the poet Drummond, David Calderwood and Robert Wodrow must also be noted.

In addition to this literary work, Scotsmen had a part to play in the rapidly expanding field of scientific enquiry. This was not done by the scholars of the four Scottish Universities as one might expect; the curricula at St. Andrews, Glasgow, Aberdeen and Edinburgh were still rigidly based on a late medieval or early renaissance form, with an emphasis on classical

studies, logic, moral philosophy, and theology. What teaching existed in the sciences was based on classical authors such as Aristotle. Practical and experimental work was done by private individuals. John Napier of Merchiston (1550 - 1617) had in his maturity no connection with any university. Yet he was a mathematician and inventor of great ability; he discovered the principles underlying the construction and use of logarithms, and also invented a hydraulic screw for clearing coal pits of water. Another Scot of mathematical genius was James Gregory (1638 - 1675); by the time he was 24 he had already written a book expounding the principle of the reflecting telescope which he invented, and in later life he carried on researches into mathematical series which helped to lead ultimately to the discovery of the differential calculus. Gregory was made a professor of mathematics at St. Andrews University, but the quality of his thought was so prejudicial to the scholastic teaching of his colleagues that he was forced to leave, and he died at the early age of 37.

Another fruitful activity of this period was cartography. Timothy Pont (ca. 1565 - ca. 1617), a Presbyterian clergyman, employed much of his time in surveying the Scottish countryside. Between 1590 and 1600 he appears to have mapped most of the counties of Scotland with skill and a high degree of accuracy. Later in the 17th century his maps were rediscovered, and through the influence of Sir John Scot of Scotstarvet, a liberal patron of the arts and sciences, they were engraved and published in 1654 by Johan Blaeu in Amsterdam to form the first atlas of Scotland. Other surveyors followed in Pont's footsteps; Robert and James Gordon may have amplified some of Pont's maps before their publication, and, towards the end of the century, in 1682, John Adair (d. 1722) began a new series of county maps and charts of the coastline.

Contemporary with the development of surveying and the growth of the mathematical sciences, there occurred in Scotland the beginning of the study of the natural sciences. Many individual Scots were distinguished as botanists, a study generally linked with members of the medical profession who sought exact knowledge of the herbs and drugs they dispensed. Chief among them was Sir Robert Sibbald (1641 - 1722), physician to Charles II. In his memoirs he states that he "fixed upon the studie of medicine" because he "preferred a quiet lyfe, wherein I might not be ingadged in factions of Church or State." His life might have been quiet but it was far from inactive; in 1684 he published *Scotia Illustrata*, the first natural history of his country, and, with two colleagues, he founded at Edinburgh the first Botanical Garden in Scotland.

Parallel with this cultural awakening of Scotland in the 17th century was the development of an important social phenomenon. In the middle ages, Scottish society was formed of two closely interlinked tiers, the landed nobility and the dependent peasant. During the 16th century, increasing social and economic contacts with the civilization of Western Europe had led to higher standards of living among some of the nobility, who, especially after the Union with England in 1603, pulled themselves away from their close clan links with the peasant class to form an aristocracy. In the social gulf thus formed there gradually formed a new rank of society which consolidated itself during the course of the 17th century. The middle class which emerged consisted of lesser landed gentry in the countryside, wealthy

merchants in the towns, the ministers of the Church of Scotland and the members of the new professions - administrators in the Scottish civil service, lawyers, surgeons and physicians. A significant feature of this development was its corporative tendency. The merchants of course had their gilds which originated in the middle ages; but in addition, the doctors and the lawyers formed themselves into groups - the Royal College of Physicians in Edinburgh, founded by Sibbald, which marks the beginning of the reputation of Edinburgh in the field of medicine; the Society of Writers to the Signet and the Faculty of Advocates, which mark the foundation of the practice of law as a profession in Scotland.

For our present purposes we must note that it was the members of this new middle class who were foremost in the cultural development of Scotland. The poet Drummond, the mathematician Napier, the patron of arts and science Scot, were members of the lesser nobility; the surveyors Pont and Gordon, the historians Calderwood and Wodrow, were ministers of the Church, and the mathematician Gregory was the son of a minister; Sibbald and Pitcairne were doctors. It was men of this new rank of society who had the money, leisure and inclination to devote themselves to cultural pursuits. They could buy and read books, build up gradually their own libraries. More significantly, the professional bodies to which they belonged built up large corporate libraries. The most important of these was the Library of the Faculty of Advocates, founded in 1680 by Sir George Mackenzie of Rosehaugh (1636 - 1691), the King's Advocate.

Unlike Sibbald, Mackenzie did not withdraw entirely from the political and religious problems of his day. His position as King's Advocate meant that he was responsible for the legal side of the Scottish administration, and it was he who put into motion the machinery for the persecution on political and religious grounds of the extreme Presbyterian groups of Covenanters, an act which earned for him the epithet "Bloody Mackenzie." But this was only one side of his character. The other side, which led the poet Dryden to describe him because of his literary versatility as "that noble wit of Scotland," enabled him to write books on subjects as varied as law, history and heraldry; he also wrote poetry, and his work, *Aretina*, was the first prose novel to be written by a Scot. It was this remarkable man who, at the height of the frenzy of religious persecution, conceived the idea of a vast corporate library for the legal profession, a library which was not only to contain law books but volumes of a wider cultural interest - the Greek and Roman classics, philosophers ancient and modern, the latest literary and scientific books published in Europe. The library rapidly established itself and within 30 years of its foundation, in 1710, it was considered sufficiently important to receive, under the Copyright Act of that year, the privilege of acquiring copies of all books published in the newly United Kingdom.

Within a very short time, therefore, the new Lawyers' Library was securely established as a repository of the printed word. At the same time the Curators were not neglecting the development of a manuscript section; in 1698 they purchased the manuscript collection of Sir James Balfour of Denmilne from his heirs, through the good offices of Sir Robert Sibbald. This was a significant purchase - it was the foundation on which was built the library's future policy of manuscript collecting. It is necessary, therefore, to look briefly at the man who first brought these documents together - Sir James Balfour of Denmilne.

Balfour was born round about 1600, the eldest son of Sir Michael Balfour, a member of the class of lesser gentry, who later came to hold a minor position in the Scottish government. We know little of James Balfour's early years, except that in his early twenties he travelled on the continent of Europe. In 1627 he settled for a time in London where, being naturally interested in antiquities, heraldry and genealogy, he became friendly with members of the English College of Heralds, especially Sir William Segar, Garter King-of-Arms; at the same time he began to collect books and manuscripts. In 1630 he was knighted by Charles I and appointed to the most important heraldic office in Scotland, Lord Lyon King-of-Arms, an office he held until 1654 when he was dismissed by Oliver Cromwell. Thereafter he lived in retirement until his death in 1657. As an ardent royalist he chose to serve the King his master, but in his natural religious feelings he was a stout Presbyterian, an emotional dichotomy which reveals itself very strongly in his historical writing. In spite of living in such troublesome times, Balfour assiduously collected books and manuscripts, and wrote extensively on historical, heraldic and genealogical subjects. We cannot be sure how many manuscripts he collected or how many works he wrote, for an unknown quantity of his documents were destroyed by the English army which invaded Scotland under Cromwell in 1650. But there remained almost 200 manuscripts for the Faculty of Advocates to purchase in 1698, and 25 years later, 1723, a large quantity of Balfour's own genealogical notebooks were acquired by the Advocates' Library when Sir Robert Sibbald's personal library was auctioned.

The nucleus of records from which the Library built up its manuscript collections reflects, therefore, the taste of one man. But Balfour was not a narrow-minded person - his interests ranged over a wide field of antiquarian and contemporary studies. It is possible to divide his collection into five contrasted categories. As an antiquary interested generally in the past, he collected medieval manuscripts of medieval writers and classical authors - Cicero, Aristotle, Virgil, Suetonius, Galen. As a general historian he collected manuscripts of the works of medieval chroniclers - Geoffrey of Monmouth, Henry of Huntingdon. As a Scottish historian, he collected the records of his own country's past - cartularies from the monasteries of Scone, Dryburgh and Dunfermline, legal treatises of the middle ages, and the works of earlier Scottish historical writers. As a man intensely involved in the affairs of his own time, he collected documents concerned with contemporary events - a task probably made easier by the fact that his father was a royal official and he himself, as Lyon King-of-Arms, had access to public records. Finally, as a herald and genealogist, he possessed an unrivalled collection of old armorials and works on heraldry, to which must be added his own genealogical notebooks in which he worked out the pedigrees of many Scottish families. a collection like this was an admirable foundation on which to build.

Early in the 18th century the Advocates' Library was firmly established as an important repository both of printed books and manuscripts. Under a series of effective librarians, men like the classical scholar Thomas Ruddiman and the atheist philosopher David Hume, the library continued to expand. Although its Curators adopted a liberal policy and threw open its doors to scholars who were not of the legal fraternity, it still remained a private library, controlled and financed by members of the profession, not all of whom were wealthy men. As the years rolled on into the 19th century, as an increasingly educated public demanded more

reading matter and as newer printing methods produced larger numbers of books to satisfy this demand, the Faculty of Advocates faced endless problems of finance, space and staffing to maintain their library at a continuously high level. By the beginning of the present century it was clear that it was impossible for a private corporate body to maintain a library which had now acquired some of the characteristics of a national institution. In 1925, therefore, the Advocates gave their Library, with the exception of the legal books and manuscripts they required to exercise their profession, to the Scottish nation.

Since then, the National Library of Scotland has continued to develop. It now contains about 3,000,000 printed items, and these are being added to at a rate of over 130,000 items per year. The manuscript department contains the equivalent of some 20,000 bound volumes, and is also pursuing an active policy of acquisition, a policy governed by the principle that we are interested in documentary evidence for the activities of Scotsmen, literary or historical, not only in Scotland but also overseas, not only in the past but also in the present century. This policy of manuscript collecting in a very wide field, coupled with the retention by the library of the copyright privilege, makes the National Library of Scotland one of the most important libraries in Western Europe for the purpose of scholarly research and reference in all fields of history and literature.

The short historical introduction to this talk is a minor example of the type of research which can be done based on materials in this Library. The original printed works of the authors mentioned are of course easily obtained; more important, the documentary sources are also available to a very large extent. For example, in the field of cartography, the Library possesses not only all the known remaining manuscript surveys of Timothy Pont, but the revisions made by James Gordon and also the late seventeenth-century surveys of John Adair. To these must be added an exciting volume of letters written to Sir John Scot of Scotstarvet which contains the correspondence of this patron of cartography with the Amsterdam printing firm of Blaeu, who used Pont's manuscripts to produce the first Atlas of Scotland. Literary work is represented, among others, by the remaining papers of William Drummond of Hawthornden. These contain notes and drafts of some of his poetical writing, texts of his political writing (which, as he was an extreme royalist, remained unpublished in his own lifetime and for more than half a century later), and several drafts of his historical work, *The history of the lives and reigns of the five James's, Kings of Scotland*. The raw material collected together by yet another historian, Robert Wodrow, is also there - over one hundred volumes of notes, copies of documents and drafts of his *History of the Sufferings of the Church of Scotland in Covenanting times*. More interesting to the present company, perhaps, is the fact that Wodrow was intensely interested in the development of the Presbyterian Church in America, and among the volumes of his correspondence are many letters from New England divines such as Cotton and Increase Mather in Boston. The papers of Sir Robert Sibbald, the polymath physician, botanist, geographer, and antiquary, are also in the National Library - notebooks containing not only his thoughts on many subjects but also botanical and biological drawings. In papers such as these we have the raw material for a history of the cultural life of Scotland in the seventeenth century; and in numerous groups of family papers we find the evidence for the growth of the new middle class - records of land conveyances, financial transactions, marriages, births and deaths.

The archives of a family, or of a group of families, are of vital interest to historians, genealogists and other scholars, and it is essential to understand the basic characteristics of the average Scottish family archive in order to be able to make use of them adequately. The first point, one mainly for the historian, is that one is unlikely to find much really medieval material; there may be a few fourteenth- or fifteenth-century charters, and occasionally, to the great joy of the Scottish medievalist, one or two from an earlier century. This is a direct contrast to English family archives, where one may expect to find considerable quantities of medieval material; for example, it is not too unusual to come across a thirteenth-century manorial court book in English family archives, but to find in a Scottish archive a barony court book, the Scottish equivalent, dating from any period earlier than the mid-sixteenth century is unlikely - the earliest known Scottish baron court book dates from as late as 1523. This situation, of course, reflects the social conditions of medieval Scotland: it is likely that only the most important events and transactions left any record in the first place, and, secondly, the chances of survival of such records were considerably reduced by the turbulence and disorder caused by the perpetual state of war-fare with England and by the continuous local feuds between rival families and rival clans.

It is only from the sixteenth century that record material begins to survive in any quantity, and even then it is only of a very limited range. The documents most important to the family were the title deeds recording its possession of land, and these were carefully preserved - charters, precepts of sasine, instruments of sasine - all the documentation required by an administration gradually becoming more bureaucratically minded. These types of document become even more plentiful in the seventeenth century, and to them must be added other records important to the welfare of the family - marriage contracts, bonds recording debts owed by the head of the family, especially when the loan was secured by a mortgage on parts of the family estate. Records of estate management begin to make their appearance in this century - rentals recording the names of tenants living on the estate and sometimes their families, and tacks, the documents recording the terms of the lease of land to these tenants. Correspondence, the record of family relationships both within and without its own circle, appears comparatively late; the majority of Scots do not appear to have become great letter writers until the seventeenth century was reaching its close, and it is only the following period that family archives begin to contain runs of family correspondence giving intimate details of family life and relationships.

With the eighteenth century documentary material becomes really plentiful. Records of land transactions, and of financial transactions secured by land, continue, but they do not form such a high proportion of the whole. The archive now begins to reflect in greater detail the activities of individual members of the family. One member of the family, for example, may be interested in politics, and the archives reflect this interest with a series of papers recording his attempts to be elected a Member of Parliament; if he is successful, and even more if he obtains government office, the papers reflect his official activities. Thus an archive which has started off as a family record begins to acquire a new character; it contains information about politics at both local and national level - it may even at times contain official documents

which have got mixed up with private papers. Similar extensions of the family archives occur as different members of the family follow their interests and professions. One man might become a lawyer, his brothers a soldier, a minister of the church, a merchant in the East India Company; and the family papers will accordingly contain series of documents concerning legal business (sometimes including papers of the lawyer's clients), military affairs (including papers relative to campaigns of the army overseas, for example in France, the Americas, Spain), ecclesiastical affairs, and the economy and administration of British India. All this is bound together by the family correspondence giving intimate personal details and a picture of the social life of the time. At the same time the business of managing a family estate was becoming more complex, and this complexity produced more documents for us to study. Scottish Agriculture in the eighteenth century was undergoing sweeping changes, and these changes were recorded in the documents: rentals and tacks continue to be important, but now financial accounts exist, recording the business aspects of farming; and, perhaps more important still, the memoranda and correspondence between a landowner and his estate manager detailing minutely the agricultural policy to be followed, these memoranda sometimes being supplemented by series of estate maps.

Scottish family archives, then, are richest for the eighteenth and nineteenth centuries; and their riches are not narrowly confined to Scotland itself, for Scotsmen were widely travelled during this period. A few examples from family archives in the National Library of Scotland will suffice to illustrate this point. The papers of the family of Stuart of Torrance, which owned estates in Lanarkshire, include a vast quantity of material illustrating the administration of the Madras area in India; one of the members of that family, James Stuart, was a Major-General in the service of the East India Company and retained almost every scrap of administrative paper which passed through his hands over a period of seven years. James's brother, Andrew, was a lawyer and a Member of Parliament; accordingly in the family archives are not only records of some of the legal cases in which he was engaged, but also papers relating to his official government positions. When he retired, Andrew became interested in the genealogy of his own family, writing a book in an attempt to prove that his own branch was next in seniority after the Stuart Royal Family; this interest too is reflected in the family papers. In the same way the Cochrane family papers contain records of Admiral Sir Alexander Cochrane, who was Commander-in-Chief of the British naval forces off the coast of North America during the war of 1812. Again, the papers of the Earls of Minto reflect the government positions held by members of that family during the eighteenth and nineteenth centuries, especially as Viceroy of India and Governor-General of Canada. Scottish family archives are not only important for the information they can give about Scotland and its history but are also significant for the study of people and events in many other parts of the world.

The subjects of interest to be found among the records deposited in the National Library of Scotland are wide-ranging and far-reaching; but not all of these records are of value to the genealogist, whose study is a highly specialized one employing particular types of record in a particular way. In seeking genealogical information from the National Library, the researcher must take note of two points. Firstly, the basic raw material of Scottish genealogy, the parish

registers, the registers of births, marriages, and deaths, and the other legal registers which record the facts of a genealogical relationship are not to be found in this Library. They are found elsewhere in Edinburgh, and a discussion of them occurs in another part of the programme of this conference. The National Library, then, is not the place to begin researches; the elementary, almost the routine, stages of constructing a Scottish genealogy must be done with the cooperation of the custodians of these valuable runs of registers in the Register House. Secondly, the National Library is a general research library; our genealogical sources are not kept separate from books and manuscripts relating to other subjects partly because these sources can be, and are, used for research in other subjects. We have no genealogical department and our staff have not been specifically trained in genealogical skills; their duty is to guide the researcher, who may make his inquiry in person or by post, through use of the catalogues to the source material which is most likely to produce results for the researcher. The researcher must then examine the books or documents for himself, or, if he is at a distance and inquiring by post, he can arrange to have photographic copies of the relevant material made for him, provided that no contravention of the British Copyright Act occurs in supplying these copies. Under no circumstance can a member of staff undertake to deal with inquiries, personal or postal, which would engage him in extensive research on behalf of the inquirer.

The genealogical material which the Library can provide falls roughly into three main sections. In the first place, there are extensive printed sources; the operation of the Copyright Act has ensured that a copy of all published genealogical works have been deposited in the Library, and in addition a purchasing policy exists to acquire books which are privately printed or which for any other reason are not acquired by the Library in the normal way. This gives the National Library an almost unrivalled collection of works on genealogical subjects; but unlike the collection in the New York Public Library, these books are not segregated into a unified section, although they are, of course, fully catalogued and can be made available within a brief space of time. There is little point for the present in listing examples of various titles of books which can be consulted in the Library; it will be of more value to mention some of the existing guides to this literature. The fundamental and indispensable guide is *Scottish Family History* compiled by Margaret Stuart and Sir James Balfour Paul, and published in 1930. It is arranged alphabetically by the names of families, and under each family are given the titles of those books or articles in periodicals which give genealogical information about that family; it is very comprehensive, and contains as an introduction an interesting essay on the best methods of carrying out genealogical research in Scotland. This basic reference source has recently been supplemented by Joan P.S. Ferguson's compilation, *Scottish Family Histories held in Scottish Libraries*, published in 1960; it is not so comprehensive as the previous volume, but it lists more recent publications. Two publications of the New York Public Library must also be mentioned at this point, both compiled by the late Dr. George F. Black. His *List of works in the New York Public Library relating to Scotland* contains a valuable genealogy section, and, although published as long ago as 1916, is still an essential work of reference. Equally interesting is his *Surnames of Scotland*, which lists and discusses all the family names of that country. Between them these guides will lead you to the important printed sources on particular Scottish families - and the majority of these printed sources are obtainable in the National Library of Scotland.

The second main group of interest to genealogists consists of manuscript material collected by genealogists and antiquaries of a former day. The collection of Sir James Balfour of Denmilne has already been mentioned. Working as the premier Scottish herald between 1630 and 1654, he was admirably placed to collect and collate genealogical material relating to many Scottish families. Naturally he was most interested in aristocratic and other landed families, but his notebooks are nonetheless worthy of study. They include a 'Treatise on Nobility', a 'Treatise on Scottish Surnames', a 'Breviat of the Genealogy of the Lesleyes, Earls of Rothes', and four volumes of 'Genealogies of the Nobility of Scotland'. In addition Balfour had a small collection of important original charters going back to the 12th century, and, in his notebooks, collected notes on other charters he had seen; these notes are important, for since Balfour's day many of the original documents have disappeared. In his genealogical compilations, Balfour was careful to rely as far as he could on valid documentary evidence, and, although it is possible to throw doubts on the validity of some of his sources (for in his day rigorous documentary analysis by paleography and diplomatic had not yet been evolved), it is true to say that Balfour was one of the earliest genealogists to treat his material with a scientific frame of mind.

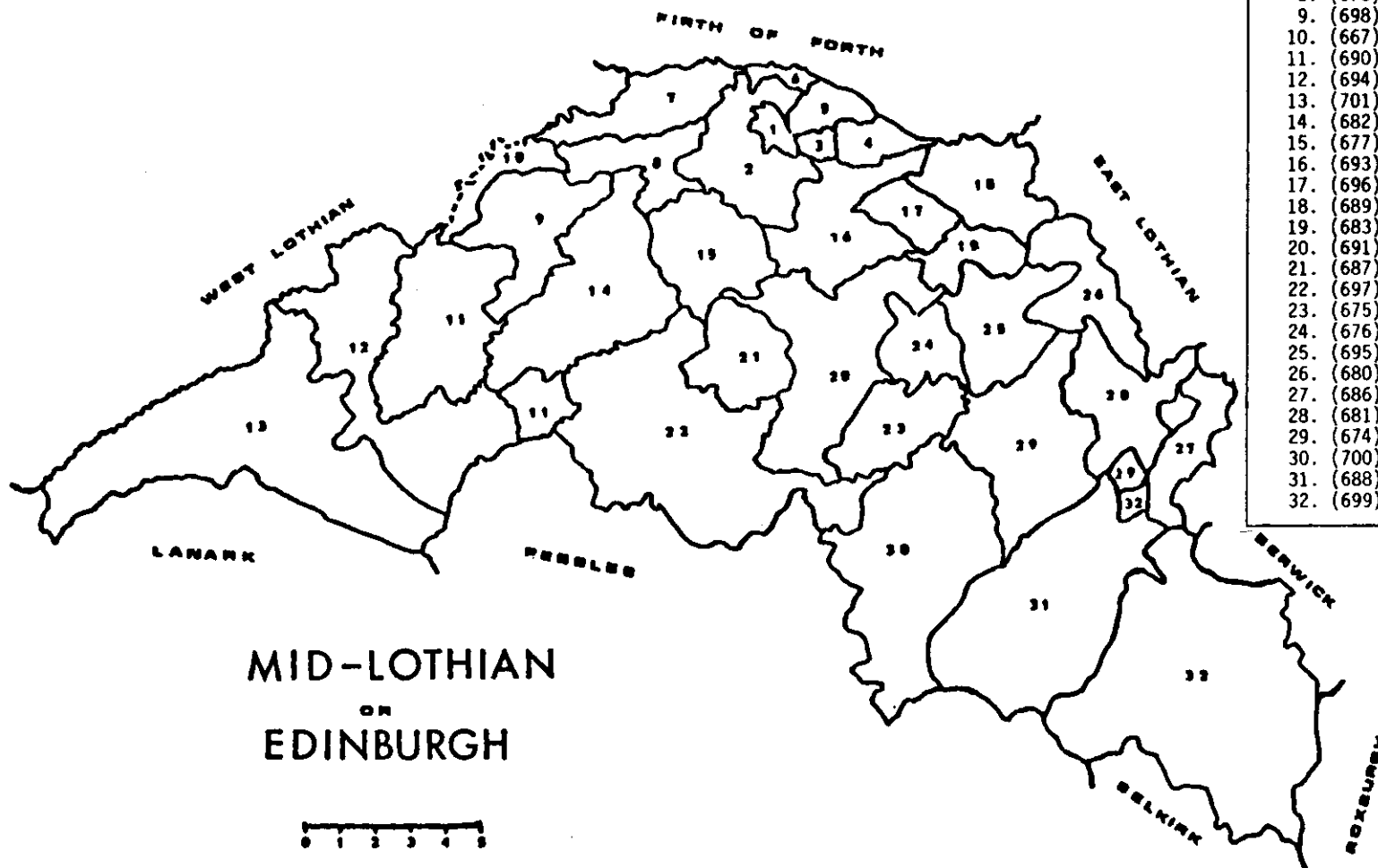
There are other similar collections of genealogical material. Robert Mylne (d. 1747), a lawyer and antiquary, concerned himself with these matters, and, in addition to a series of collections relating to several Scottish families, there survive in his hand large scale genealogies of the families of Gordon and Drummond. His contemporary, George Crawford (d. 1748), produced a genealogy of his own family of Crawford, and in addition compiled materials for a complete Baronage of Scotland. Walter Macfarlan (d. 1767) interested himself in no particular family but amassed together a quantity of documentary material relating to several Scottish families; these papers were used by Sir Robert Douglas in compiling his *Peerage of Scotland*, 1764. Moving into the nineteenth century we have the papers, a long series of manuscripts and rough notebooks, of John Riddell (1785-1862); Riddell, a lawyer by profession, specialized in Scottish peerage law, and his manuscripts and notebooks contain genealogical information of interest for a large number of Scottish families.

Much of the material in this second group is available here in Salt Lake City, having been recorded on microfilm by the Church of Jesus Christ of Latter-day Saints. A word of warning is necessary to those who wish to use this type of record. One must recollect that these genealogical notes were compiled over 100 years ago, some of them over 300 years ago; genealogical methods were in those days not so advanced as they are now, were less stringent in seeking for accuracy, and were always subject to wishful thinking on the part of the compiler. Accordingly it is necessary to check the information contained in these notes as far as possible. Probably their most important use would be in suggesting lines of inquiry to be followed up rather than in accurately resolving problems. Incidentally, they would provide a very interesting source for any researcher who was interested in a historical study of the methods used by genealogical scholars in the 17th, 18th and 19th centuries.

The third group consists of the ill defined mass of manuscript material which can contribute something towards genealogical research, the type of material already described as

forming part of the normal accumulation of record of a family - legal documents, estate rentals, family correspondence. This type of material is by no means easy for the genealogist to use. At no time will it produce quick results in the form of dates of birth, marriages and deaths; it can give family relationships which may not be recorded elsewhere, especially for the earlier periods of a family history where the basic parish register type of source may be incomplete or entirely lacking, but this may involve a great deal of searching and the results may not always be commensurate with the effort put into the search. In the Manuscripts Department of the National Library of Scotland we have tried to make this type of search easier by compiling extensive catalogues and indexes for the use of researchers. We do not index every name recorded in a document in our charge; to do this would extend our already hard-working staff far beyond capacity. Our aim is to index the principal name or names connected with the document, and, in the case of correspondence, the writer and recipient of every letter. So far we have published three volumes of this catalogue, and these should be available for consultation in libraries throughout the world; the material for two further volumes is in an advanced state of preparedness. These are guides mainly for the academic scholar, the historian or the student of literature; but, with their extensive lists of names, can equally serve as guides for the genealogist to this general type of documentary material.

Genealogical research using this material is far from easy, but it can be justified. It is a search which in my opinion cannot be delegated, say, to a record-searching agency no matter how efficient such an agency may be; but it is a search which can be rewarding to the searcher in a way which goes beyond the interest of genealogy strictly speaking. By finding his way through a mass of estate documents or correspondence in the search for family relationships, marriage, dates of birth and death, the genealogist can get a bonus, an idea of how his family lived in the past, an indication of the problems its members had to face and the joys they received in life, a picture of the society in which they lived their lives, and, perhaps, a glimpse of the individual personalities of his predecessors. If the object of the genealogist is to get to know his ancestors, this additional picture of their activities and their characters forms to me a vital and fascinating part of his activities.



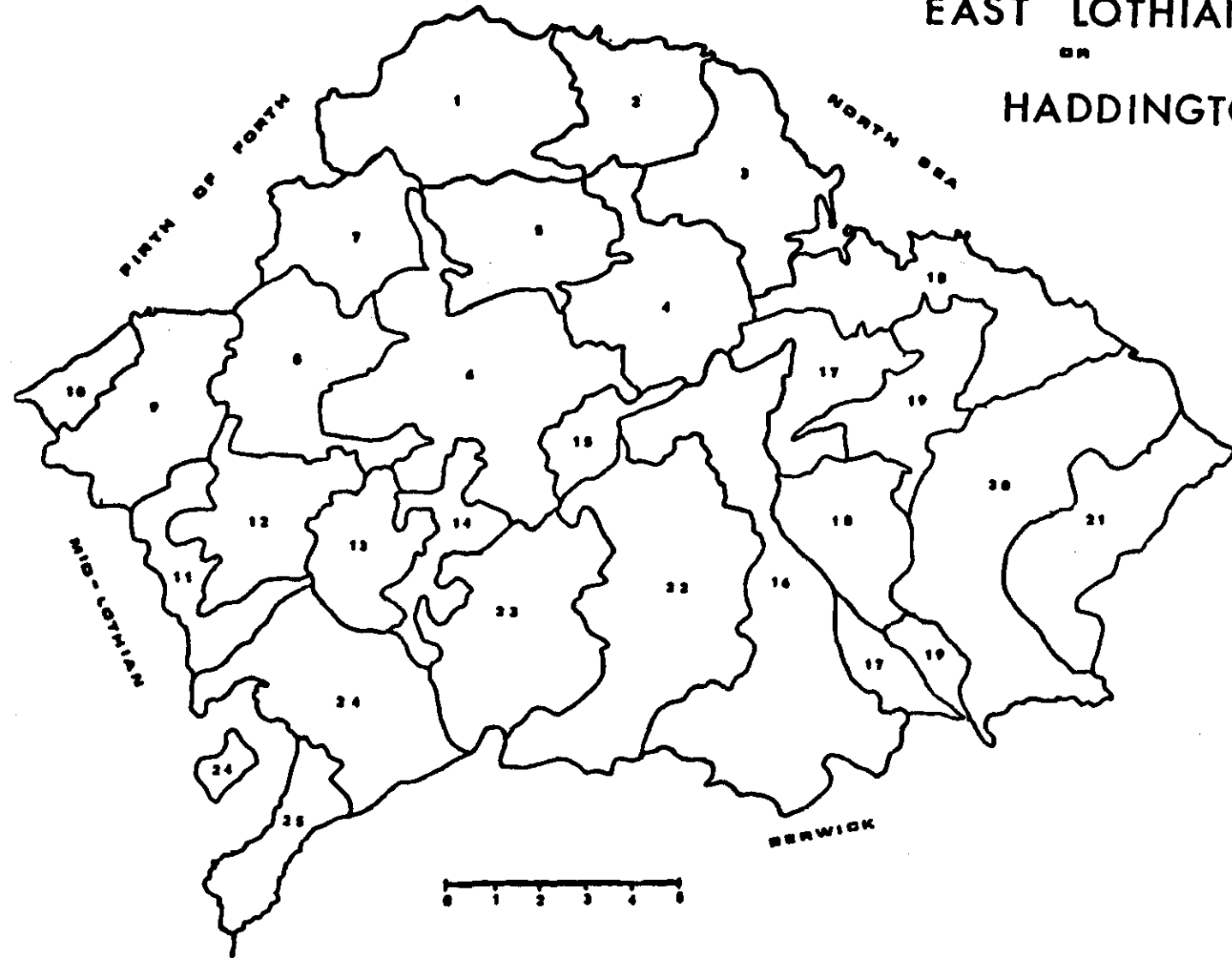
# PARISHES

1. (685-1) City of Edinburgh - 1595
2. (685-2) St. Cuthberts - 1573
3. (685-3) Canongate - 1564
4. (684) Duddingston - 1631
5. (692-2) South Leith - 1588
6. (692-1) North Leith - 1605
7. (679) Cramond - 1651
8. (678) Corstorphine - 1634
9. (698) Ratho & Stobhill - 1682
10. (667) Part of Kirkliston - 1675
11. (690) Kirknewton & East Calder - 1642
12. (694) Mid Calder - 1604
13. (701) West Calder - 1645
14. (682) Currie - 1638
15. (677) Colinton (or Hailes) - 1654
16. (693) Liberton - 1624
17. (696) Newton - 1629
18. (689) Inveresk - 1606
19. (683) Dalkeith - 1609
20. (691) Lasswade - 1617
21. (687) Glencorse (Formerly Woodhouselee) - 1672
22. (697) Penicuik - 1654
23. (675) Carrington or Primrose - 1653
24. (676) Cockpen - 1690
25. (695) Newbattle - 1618
26. (680) Cranston - 1682
27. (686) Fala & Soutra - 1673
28. (681) Crichton - 1679
29. (674) Borthwick - 1700
30. (700) Temple - 1688
31. (688) Heriot - 1685
32. (699) Stow - 1626

# EAST LoTHIAN

OR

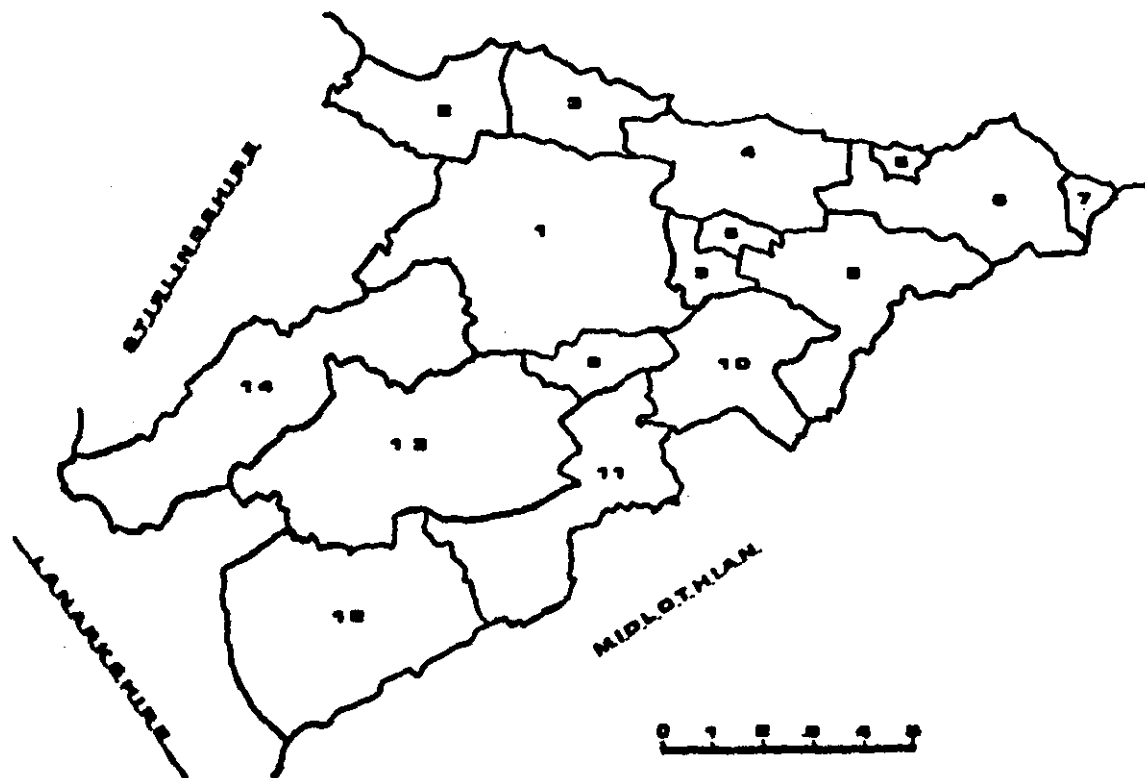
## HADDINGTON



### PARISHES

1. (705) Dirleton - 1664
2. (713) North Berwick - 1604
3. (723) Whitekirk & Tynninghame - 1695
4. (717) Prestonkirk - 1658
5. (703) Athelstaneford - 1664
6. (709) Haddington - 1619
7. (702) Aberlady - 1632
8. (708) Galdsmuir - 1688
9. (722) Tranent - 1611
10. (718) Prestonpans - 1596
11. (715) Ormiston - 1637
12. (716) Pencaitland - 1598
13. (719) Salton - 1635
14. (704) Bolton - 1685
15. (712) Morham - 1712
16. (724) Whittinghame - 1627
17. (721) Stenton - 1668
18. (706) Dunbar - 1651
19. (720) Spott - 1683
20. (711) Innerwick - 1614
21. (714) Oldhamstocks - 1664
22. (707) Garvald & Bara - 1694
23. (725) Yester or Gifford - 1654
24. (710) Humbie - 1643
25. Fala & Soutra (See Mid-Lothian)

# WEST LOTHIAN



## PARISHES

1. (668) Linlithgow - 1813
2. (663) Bo'ness - 1656
3. (664) Carriden - 1687
4. (661) Abercorn - 1585
5. (670) Queensferry - 1635
6. (665) Dalmeny - 1579
7. (679) Cramond - (Part of) - 1665
8. (667) Kirkliston (Part of) - 1675
9. (666) Ecclesmachan - 1717
10. (672) Uphall - 1600
11. (669) Livingstone - 1639
12. (673) Whitburn - 1719
13. (662) Bathgate - 1672
14. (671) Torphichen - 1693

# Old Parochial Registers (OPR) Index for Scotland Resource Guide

## Table of Contents

What Is The *Old Parochial Registers (opr) Index*?

How The *Old Parochial Registers Index* Can Help You

What The Index Does Not Include

Getting Started

Step 1. Select A County

Step 2. Select The Index

Step 3. Find The Name

Step 4. Copy The Information

Step 5. Find The Original Source

How The Source Can Help You

How To Find The Source

Method 1: Using Source Batch Numbers

Method 2: Using The Family History Library Catalog

Holdings In Scotland

Further Instructions

## WHAT IS THE *OLD PAROCHIAL REGISTERS (OPR) INDEX*?

---

The *Old Parochial Registers Index* is an index of about 10.5 million names listed in Church of Scotland (Presbyterian) parish registers. The index consists of 1,147 microfiche and contains entries dating from the late 1500s through 31 December 1854. Information in the index includes given name(s), surname, parents or spouse, gender, christening or marriage date and place, and source information. It is available at the Family History Library and most Family History Centers.

Church of Scotland records (old parochial registers) are an excellent source for information on names, dates, and places of births and marriages. They are the best source of family information before 1855 which was when civil registration began in Scotland. They may include as much as 60 percent of the population of Scotland during that time.

## HOW THE *OLD PAROCHIAL REGISTERS INDEX* CAN HELP YOU

---

You can use the *Old Parochial Registers Index* to:

- Search for a christening or marriage date for an ancestor.
- Search for the spouse or parentage of an individual.
- Identify a specific parish where your ancestors lived.
- Possibly extend your pedigree lines.

## WHAT THE INDEX DOES NOT INCLUDE

---

The *Old Parochial Registers Index* does not include:

- Every kind of Church of Scotland record. It only indexes christenings and marriages. Burial records, for example, are not indexed.
- Anyone who was not recorded in the registers.
- Anyone recorded in registers that no longer exist.
- Anyone who was recorded in registers of churches other than the Church of Scotland.

## GETTING STARTED

---

### Steps to Follow When Using The Old Parochial Registers Index

1. Select a county.
2. Select the index.
3. Find the name.
4. Copy the information.
5. Find the original source.

### STEP 1. SELECT A COUNTY

---

Since the *Old Parochial Registers Index* is arranged by county, you will first need to know the name of the county you wish to search.

If you do not know the county, talk to a Family History Center staff member for help.

### STEP 2. SELECT THE INDEX

---

You can find the library call numbers for the *Old Parochial Registers Index* in the Family History Library Catalog. Search the Locality section of the catalog for the name of the county in Scotland, then for the subject of church records — indexes. The catalog sometimes uses the title *Index to Old Parochial Registers*.

Four types of indexes were created for each county.

- Given name index to christenings
- Surname index to christenings
- Given name index to marriages
- Surname index to marriages

Select the type of index you wish to search according to the event (christening or marriage) you are seeking.

People in some areas of Scotland followed the practice of [patronymics](#) in naming their children. This caused the surname to change in each generation. For example, Alexander the son of Donald Campbell may have been named Alexander McDonald. For this reason it is sometimes easier to find a person by his or her given name. If you are unsure of a person's surname, use the given name index.

The names in the *Old Parochial Registers Index* are in alphabetical order in each index. See **Figure 1**. There are hundreds of entries on a microfiche, but only the first name on the microfiche is shown on the label. In the example in **Figure 1**, the name *Thrid, Mary* is found on microfiche 0020 because *Thrid* comes after *Thomson* but before *Webster* in the alphabet. The name *Tait, Marie* is on microfiche 0019.

**Figure 1.** Examples of microfiche labels for the Angus County Surname Index to Christenings (OPR).

There are three microfiche addenda containing 31,000 entries (FHL fiche 6025610). Search the addenda if a name you expect to find does not appear in the county indexes. Christenings are on addenda fiche 0001 and 0002, marriages on fiche 0002 and 0003.

### STEP 3. FIND THE NAME

Once you have selected a microfiche, begin searching for the name you want. Names are listed in alphabetical order (see **Figure 2**). All surnames which begin with *Mac*, *Mc*, and *M'* are filed as if they begin with *Mac*. The columns read from left to right on the microfiche. If there is more than one entry for the same name, they will appear in order by event date, from earliest date to the most recent.

#### CAN'T FIND A NAME?

If you are unable to find your ancestor's name in the Old Parochial Registers Index, consider the following:

- The name may be spelled differently. Look for spelling variations, initials, or nicknames.
- It may have been listed in a different county. Look in the index for nearby counties.
- Your ancestor may not have belonged to the Church of Scotland. Search the church records of other denominations.
- Your ancestor may not have been recorded in the registers. Investigate other kinds of sources like census or probate records.
- The name may have been missed during extraction. Search the addenda. If you still do not locate a name you expect to find, search the original parish register.

- The christening or marriage may have been registered several years after the event. Search later years. Try records after 1854 for a possible delayed registration if the event occurred after 1800.

## STEP 4. COPY THE INFORMATION

---

When you find an entry, copy all the information given. This includes the individual's name(s), parent(s) or spouse names, date of the event, place of the event, miscellaneous information, and the source reference number. The information in the "miscellaneous" column is generally a *frame number* (for example, FR348). The frame number leads you to the page where the original entry appears on the microfilm. The frame number is given in the index when the entry in the parish register was recorded out of chronological order. The frame number appears on the microfilm above each page of the parish register.

**Figure 2.** An example of an entry from the *Old Parochial Registers Index*.

When an entry has been marked with a  $\beta$  (beta) it indicates that the entry has been evaluated. This means that the information in the index does not match exactly the information that appeared in the original register. An example of an evaluated entry is a name change. A name change may occur when the original register listed an occupation instead of a name, such as Andrew, son of "James Thrift Bedell." The information in the entry was evaluated and a name was assigned. In this case, when the entry was evaluated, it was determined that "Bedell" was a church officer's occupation. The family name was Thrift. The *Old Parochial Registers Index* then shows Andrew Thrift, son of James Thrift and Catharin Bruce (see **Figure 2**).

## STEP 5. FIND THE ORIGINAL SOURCE

---

### HOW THE SOURCE CAN HELP YOU

The information from the original parochial register may help you—

- Verify and understand the information in the *Old Parochial Registers Index*.
- Find more information such as the husband's occupation, or the family's residence.

However, records vary in their content, so not all registers contain additional information.

## HOW TO FIND THE SOURCE

To find the original entry, you must first obtain the source microfilm number. Following are two methods for finding the film number:

### Method 1: Using Source Batch Numbers

The *Old Parochial Registers Index* provides a source batch number for each entry which can be used to locate the microfilm of the original register. These batch numbers are used like batch numbers from the *International Genealogical Index (IGI)*. For instructions on how to use source batch numbers to obtain the source microfilm number, refer to the separate resource guide, *Finding An IGI Source* (31034).

### Method 2: Using the Family History Library Catalog

You may wish to use the Family History Library Catalog, either on compact disc or on microfiche, to find the source microfilm number.

**Using the Compact Disc Catalog.** Look for "Town or parish records" in the Locality Search under:

Town or parish: [PARISH NAME FROM THE INDEX]

Topic: CHURCH RECORDS

County/Province: [COUNTY NAME FROM THE INDEX]

Country/State: SCOTLAND

For example, to find the name highlighted in **Figure 2**, *Mary Thrid*, christened in 1747 in *Auchterhouse, Angus*, type Auchterhouse in the town or parish field and angus in the county/province field.

Find the record for the Church of Scotland parish registers and choose the film that covers the time period of your entry. The catalog lists two sets of film numbers for the original registers. The first set of films has the frame numbers mentioned in Step 4. The second set of films listed as "Another filming" do not contain the frame numbers.

For more detailed instructions, see the Family History Library's separate resource guide, *Family History Library Catalog (on compact Disc)*(34052).

**Using the Microfiche Catalog.** Search the Locality section of the microfiche catalog under: scotland, [county], [parish] — church records. The catalog may show a number of church records. Find the record for the Church of Scotland parish registers and choose the film that covers the time period of your entry.

For further instructions, see the Family History Library's separate resource guide, *Family History Library Catalog (on Microfiche)*(30968).

## Searching the Source Microfilm

Usually you can find the event recorded in chronological order on the microfilm. If the index lists a frame number, however, the event is listed out of chronological order. Find the event by looking for the frame number. The frame number is found above each page on the film. Births are usually separate from marriages. Record the information you find.

## HOLDINGS IN SCOTLAND

---

A copy of the *Old Parochial Registers Index* and the originals of the church registers are housed at the following address:

Scottish Record Office  
H.M. General Register House  
Edinburgh EH1 3YY  
SCOTLAND

## FURTHER INSTRUCTIONS

---

You can find more detailed instructions on the first microfiche of the *Old Parochial Registers Index* for each county and the addenda. These include information about the source records, how unusual or illegible names were indexed, source batch numbers, index content and format, abbreviations and symbols, and a bibliography about the old parochial registers.

Paper publication: First edition February 1994. English approval: 2/94.

©1998, 2001 by Intellectual Reserve, Inc. All rights reserved. Printed in the USA. No part of this document may be reprinted, posted on-line, or reproduced in any form for any purpose without the prior written permission of the copyright holder.

FamilySearch is a trademark of Intellectual Reserve, Inc.

[FamilySearch™: Research Guidance

Version of Data: 6/8/2001]



# FAMILYSEARCH™

## GUIDE

Family History Library • 35 North West Temple Street • Salt Lake City, UT 84150-3400 USA

---

## Scotland, How to Find a Place-Name

### Introduction

Events in the lives of your ancestors, such as births, baptisms, marriages, and deaths, were recorded at the places where they occurred. In most cases, you need to know where an event took place in order to find a record of it. If you don't know the place, you may be able to find that information in sources readily available to you. This guide suggests sources that may help you identify place-names.

### What You Are Looking For

You are looking for the name of the place where an event in the life of one of your ancestors occurred.

---

## Steps

---

Follow these 8 steps to find sources that will help you identify a place-name.

### Step 1. Gather information from home and family sources.

Many sources for identifying place-names may be found in your own home or in the home of a family member. These sources may include:

- Letters.
- Journals and diaries.
- Scrapbooks.
- Family Bibles.
- Birth, baptism, marriage, or death certificates.
- Photographs.
- School records.
- Military records.
- Naturalization papers.
- Obituaries and funeral cards.
- Newspaper articles.
- Deeds.
- Pension records.
- Tax records.
- Wills and other probate records.

Any of these sources could supply needed place-names. Gather information from the sources you can find in your home and from relatives.

## **Step 2. Write the information on forms.**

Write the information you find on pedigree charts and family group record forms. If you need forms, you may print them from your computer now, or you can order a supply online. You can also purchase a program for your home computer that helps you organize your genealogy and allows you to print out these forms. Programs are available at most computer software stores. One program, *Personal Ancestral File*, may be downloaded online. It may also be purchased on CD.

Not all of the information you collect will fit on pedigree charts and family group record forms. See Tip 1.

## **Step 3. Decide on a research goal.**

Once you have gathered information and recorded it on forms and in notes, you can see what information you have and what is missing. You may have dates without places to go with them. Even when a place is identified, you should verify that it is correct. Determine a place-name, such as a place of birth, that you would like to find or verify. This is your research goal.

## **Step 4. Look for compiled research sources.**

After reviewing home and family sources and selecting a research goal, look for research on your family compiled by others. Someone else may have already identified places where the events in the lives of your ancestors occurred. Compiled research may be found in private and public collections of individuals, libraries, and societies, as well as on the Internet.

For more information about finding compiled research sources, see *How to Find Compiled Sources*.

## **Step 5. Analyze what you know about your ancestor.**

If you are still missing the name of the place where an event in your ancestor's life occurred, you can analyze the facts you know to help you determine where to look for the missing information. See Tip 2.

## **Step 6. Look for indexes.**

Look for indexes to records with broad coverage for Scotland or for indexes to records for the specific county where your ancestor lived. Surname indexes to collections of records may provide the names of places where people of your surname lived. You can then look for your ancestor in records of those places. Indexed records may include:

- Civil registration records.
- Census records.
- Church records.
- Burial or cemetery records.
- Probate records.
- Tax records.
- Land records.

Indexes are available at libraries with genealogical collections, such as the Family History Library. Indexes may also be available on Internet Web sites. Some indexes are created by family history societies, private groups, or individuals and may be available for purchase from them. For more information on finding indexes, see *Where to Find It*.

## **Step 7. Cite your sources.**

Every time you find new information, cite your source. When you cite a source, you document the information taken from that source. If you need to look at the source again, your documentation will help you find it. If others should consult your research, they will also be able to find the source.

Cite your sources on a research log, and include a library call number when applicable. If it is an original source, make note of where you found it. Your research log will serve as a guide to your research.

If possible, make photocopies of your sources, and cite the sources on the copies.

## **Step 8. Find information about a place.**

Once you have identified a place, you should find information about it. You should also locate it on a map.

---

## **Tips**

---

### **Tip 1. What should I do with information that does not fit on my genealogy forms?**

In addition to names, dates, and places, you will collect additional information about the lives of family members that does not fit on standard genealogy forms, such as:

- Military service.
- Education.
- Employment history.
- Social or economic status.
- Migration.
- Participation in community, social, religious, or historical events.
- Physical description.
- Other biographical details.

You should keep this additional information as notes. Keep these notes with your records, or include them in the area provided for notes in your genealogy computer program. These notes should also include the source of the information.

## Tip 2. How do I analyze what I know about my ancestor?

You can analyze the facts you know about your ancestor to help determine where to look for missing information. For example, if you are looking for the birthplace of your ancestor, you might ask yourself the following questions:

- What is the earliest known fact about my ancestor?
- Where were my ancestor's parents born, married, or buried?
- Where were my ancestor's siblings born?
- Where was my ancestor married?
- Where was my ancestor's spouse born?
- Where were my ancestor's children born?
- Where did my ancestor die?

You may search the records of the places where any of these events took place to see if you can find birth information for your ancestor.

---

## Where To Find It

---

The following are suggestions for finding indexes to records that may help you identify place-names:

### On the Internet

Indexes to selected records of Scotland may be available on Internet web sites. In addition, many of the family history societies in Scotland have Internet web sites that contain lists of their publications for sale, including indexes. You can access many of the sites for Scotland and some indexes through GENUKI. Others may be available through Cyndislist.

### Family History Centers

Most Family History Centers have at least three indexes to records of Scotland in their collections:

- The *International Genealogical Index*--available on microfiche, on computer, and on the Internet. It includes information extracted from civil registration and church records of Scotland.
- The *Old Parochial Records (OPR)* index--available on microfiche.
- The *Scottish Church Records* index--available on compact disk. This is a somewhat expanded version of the OPR.

The last two are both comprehensive indexes to the records of the Church of Scotland. The *Scottish Church Records* index also contains records from a few nonconformist churches.

Family History Centers may not have other types of indexes for Scotland in their collections, but they can borrow microfilmed indexes from the Family History Library. There is a small fee to have a microfilm sent to a center.

If an index is not available on microfilm, you may request a photocopy of an index page from the Family History Library. You should complete a Request for Photocopies form, which is available at all Family History Centers. Complete the section of the form for books, and include the library call number for the index that you obtained from the catalog. Send the form and the payment to the library.

Family History Centers are located throughout the United States and other areas of the world. See Family History Centers for the address and phone number of the center nearest you.

## Family History Library

The Family History Library has a large collection of indexes to records of Scotland that could help you identify place- names, including the ones mentioned above. There is no fee for using the library's collection in person.

For a list of the library's holdings, go to What to Do Next and select the **Family History Library Catalog**. Do a **Place Search** and check on both the country and county levels. Look for topics with indexes as subtopics. When looking at the Catalog entry for a specific index, check to see if it is available in microform and can be sent to a Family History Center.

For more information about contacting or visiting the library or a Family History Center, click on **Family History Library System** above.

## Scotland, How to Find Compiled Sources

### Introduction

When you begin family history research for one of your ancestors, you should begin by looking for compiled research. Compiled research sources contain names of individuals for whom data has been transcribed, indexed, or collected. These sources were created by individuals, groups, societies, universities, archives, and commercial corporations. Determining what research has already been done by others, including your own family members, can:

- Save you valuable research time.
- Help you find information in original records more quickly.
- Help you avoid unnecessary duplication of work.
- Provide clues for further research.

### What You Are Looking For

You are looking for compiled sources which may give information on your ancestors. The information you find varies from record to record. These records may include:

- Names of children, spouse, parents, siblings, and other family members.
- Birth or baptism, marriage, and death or burial information.
- Dates of other important events such as immigration or land purchases.
- Age at the time of dated events.
- Place or street of residence.
- Occupations.
- Schools attended.
- Military service.
- Religious affiliations.
- Countries, counties, or places of origin.
- Other biographical data.

## Steps

---

These 7 steps will help you find and use compiled sources.

### Step 1. Identify compiled sources.

Compiled sources can include:

- Published family histories.
- Unpublished manuscript histories.
- Local histories.
- Computer databases.
- Compiled pedigrees.
- Biographies.
- Record collections.
- Indexes to original records (such as censuses, marriages, or monumental inscriptions).
- Registries for research exchange (help you find other individuals who may be researching the same family as you).
- Surname or one-name lists (help you find other individuals researching a particular surname).

### Step 2. Locate compiled sources.

You can find compiled sources through:

- The Internet.
- Family History Centers.
- The Family History Library.
- Archives and Libraries.
- Societies (family history, county, regional, and national).

### Step 3. Decide which compiled sources to search.

You should search compiled sources that:

- Deal with your specific family name.
- Cover your specific place of interest.
- Cover a range of years during your ancestor's lifetime.

### Step 4. Search compiled sources.

Compiled sources are often indexed or alphabetically arranged. Search for your ancestors in the compiled sources you have found. In addition to your direct-line ancestors, search for their family members, relatives, or in-laws. Information about other relatives may give you clues to information about your direct-line ancestors.

### Step 5. Copy and document the information in your research notes.

Copy the information from the record exactly as it was given onto the family group sheets and pedigree chart for your ancestor. Be sure to record the source of the information onto a research log. You may want to make a photocopy of the record for future use. To learn how to keep good notes, see Note taking & keeping for genealogists.

## Step 6. Analyze and use the information found in compiled sources.

Compare any information you found in compiled sources with knowledge you already have about your ancestor. Does it:

- Conflict with what you know? (If the information conflicts, use other sources to verify it.)
- Support what you know?
- Add to what you know?

Then ask yourself:

- Did the source have the information I wanted?
- Is this information accurate?
- Does this information suggest other sources to search?

## Step 7. Verify information from compiled sources with other records.

When you obtain information from compiled sources, you must verify the information by searching original records.

---

## Where to Find It

---

### Internet Sources

#### FamilySearch Internet Genealogy Service

Many compiled sources are available on the Internet. You can search for compiled sources through the FamilySearch Internet Genealogy Service. FamilySearch Internet can search online records and web sites to see if they contain information you need. To look for compiled sources through FamilySearch Internet, go to **Search for Ancestors** and use either the **All Resources** or **Web Sites** search option.

#### Websites

The following are examples of websites that provide compiled sources that are searchable by surname:

- Internet FamilyFinder.
- Ancestry.com (fee required).
- GenSeeker.

## Links to Websites

Many websites do not provide names and dates but link to sites that do. Examples of these are:

- CyndisList.
- GENUKI (Genealogy in the United Kingdom and Ireland).
- GenDex.
- British Isles GenWeb.
- Genealogy SiteFinder.

## Family History Centers

Family History Centers have computer databases of compiled records. In addition, a Family History Center may have some compiled sources for local families. Family History Centers can also borrow microfilms and microfiche of compiled sources from the Family History Library. The library charges a small fee to loan microfilm or microfiche to a Family History Center.

If a compiled source is not available on microfilm, you may request a photocopy from the Family History Library for a small fee. You will need to fill out a Request for Photocopies form, which is available at Family History Centers. Complete the form with the library call number for the source. Send the form and the fee to the Family History Library. Note that many published sources are copyrighted and cannot be photocopied in their entirety.

Family History Centers are located throughout the United States and other areas of the world. For the address of the Family History Center nearest you, see Family History Centers.

## Family History Library

The Family History Library has one of the world's largest collections of compiled research sources and computer databases for Scotland. These include:

- *International Genealogical Index*—available on microfiche, on computer, and on the Internet. It includes information extracted from civil registration and church records of Ireland. You may access the index here by clicking on **Search for Ancestors** above and then selecting **International Genealogical Index**.
- *Ancestral File*—available on microfiche, on computer, and on the Internet. It includes information submitted by individuals researching their Irish ancestry. You may access the index here by clicking on **Search for Ancestors** above and then selecting **Ancestral File**.
- *Pedigree Resource File*—index only, available on the Internet. The files are on CD and may be purchased online. You may access the index here by clicking on **Search for Ancestors** above and then selecting the Pedigree Resource File.
- *Old Parochial Records Index for Scotland*—available on microfiche at the library and Family History Centers.
- *Scottish Church Records Index*—available on CD at the library and Family History Centers.
- *British Isles Vital Records Index*—available on CD at the library and many Family History Centers. It can also be purchased online.
- Index to the 1881 census of Scotland—available on microfiche and CD at the library and many Family History Centers. It can also be purchased online.
- *Family History Library Catalog, Surname Search*—lists published family histories. You may access the catalog here by clicking on **Family History Library Catalog** above and then selecting **Surname Search**. Search for your surname of interest.

There is no fee for using the library's collection in person.

*Sources for Previous Research in the British Isles* lists and discusses major compiled sources

available in the Family History Library. Some of these sources are available in other archives and libraries.

For information about contacting or visiting the library, click on **Family History Library System** above.

## Archives and Libraries

Compiled sources are available in archives and libraries throughout the world. Some major archives and libraries include:

### Scotland

- General Register Office.
- National Archives of Scotland.
- National Library of Scotland.
- Scottish Genealogy Society Library.
- County record offices.

### England

- The British Library.
- Public Record Office.
- Society of Genealogists.

### Australia and New Zealand

- National Archives of Australia.
- National Archives of New Zealand.
- National Library of New Zealand.

### United States and Canada

- The National Archives (U.S.) with regional branches throughout the country.
- The Newberry Library.
- The Library of Congress.
- The New England Historic and Genealogical Society Library.
- The National Archives of Canada.

You can find addresses for archives and libraries at Ready, 'Net, Go. Select **Master List of Archives**.

Contact the archive or library before you visit to find out what compiled sources are available.

## Societies

Family history and genealogy societies extract and index many records and have collections of research done by their members and others. Every county in Scotland is represented by at least one family history society. Many publish indexes to records as well as journals and periodicals that include compiled research.

Click [here](#) for a list of family history and genealogy societies in Scotland and links to their web sites.



# FAMILYSEARCH™

## G U I D E

Family History Library • 35 North West Temple Street • Salt Lake City, UT 84150-3400 USA

---

## Scotland, How to Find Information about a Place

### Introduction

Once you have identified the name of a place where your ancestor lived, you should learn more about it. Knowing details about a place will help you find records about your ancestor. Sources that provide information about places include:

- Gazetteers.
- Topographical dictionaries.

### What You Are Looking For

The information you find varies from source to source. In these sources you may find information about:

- Location.
- Jurisdictions.
- Local religions.
- Geographical descriptions.
- Manors or estates.
- Industries and manufacturing.
- Land use.
- Population.

---

## Steps

---

These 5 steps will help you find information about a place in Scotland.

### Step 1. Choose a place where your ancestor lived.

Look at the information you have gathered, and choose the name of a town or parish where your ancestor lived. If only the county or country is known, go to [How To Find a Place-Name](#).

### Step 2. Choose a gazetteer.

Choose a gazetteer or similar source to search. The following gazetteers are listed in order of the amount and value of the information they give. These gazetteers are available at the Family History Library and may be available in microform at Family History Centers. Other gazetteers may be available at a library near you. You may want to look at more than one gazetteer to gather details about the place you have chosen.

Title	Publication Date	Features
Carlisle's <i>Topographical Dictionary of Scotland</i> .	1813	Gives locations, jurisdictions, geographical descriptions, local religions, local manors or estates, industries and manufacturing, land use, and population.
Lewis's <i>Topographical Dictionary of Scotland</i> .	1846 and later; several editions	Same as above.
Wilson's <i>Imperial Gazetteer of Scotland</i> .	mid-1800s	Same as above.
Wilson's <i>Gazetteer of Scotland</i> .	1882	Same as above.
Groome's <i>Ordnance Gazetteer of Scotland</i> .	1884	Same as above.
Bartholomew's <i>Survey Gazetteer of the British Isles</i> .	Original, 1904; 9th edition, 1943; reprinted 1966	Gives locations and geographical descriptions; also gives jurisdictions, industries and manufacturing, and population for larger cities.
Bartholomew's <i>Gazetteer of Places in Britain</i> .	1986	Gives locations, geographical descriptions, and includes maps.

Gazetteers and topographical dictionaries are not the only sources for information about place-names. For more sources, see Tip 1.

### Step 3. Obtain a copy of a gazetteer.

You can find gazetteers at:

- Family History Centers.
- The Family History Library.
- Other archives and libraries.

### Step 4. Search the gazetteer for the place name.

Once you have obtained a copy of a gazetteer, look for the name of the place where your ancestor lived. Information in gazetteers is arranged alphabetically by the place-name. If you cannot find the place in a gazetteer or other place-name source, see Tip 2.

### Step 5. Copy the information, and note the source.

Copy the information about the place-name onto family group sheets, onto a pedigree chart, and into your notes. Some of the information may not seem helpful at this time but may be important in future research. You may want to make a photocopy of the information directly from the source. Be sure to write down the source of the information on a research log, including any library call numbers. Be specific when writing down this information. If you should ever need to look at the source again, your documentation will show where to find it. If others should consult your research, they will also see where to find the source. Your research log will serve as a guide to your research.

---

## Tips

---

### Tip 1. Where else can I find information about a place?

Information about places can also be found in:

- County histories.
- Town or parish histories.
- County directories.
- Descriptive regional guides.

Look for these other types of sources in the Family History Library Catalog. Click on **Family History Library Catalog** above. Select **Place Search**, and search for a county, town, or parish and your topic of choice.

### Tip 2. What if I cannot find the place-name in any of the suggested sources?

You may not find a place-name because it is:

- Misspelled.
- Known by another name.
- Obsolete.
- A farm or other property name.

The following source may help you identify and locate your place-name:

- *The Ordnance Survey Gazetteer of Great Britain*. This is a good source for smaller localities if they still exist today. This gazetteer relates to the detailed, large scale Landranger maps published by the Ordnance Survey Office of Great Britain.

### Tip 3. How can I find a map showing the place where my ancestor lived?

For information on how to find a map, see How to Find Maps.

---

## Where to Find It

---

### Family History Centers

Family History Centers may have gazetteers for Scotland on microfiche or microfilm. Other place-name sources may also be available. Centers can purchase microfiche or borrow microfilm from the Family History Library. There is a small fee to have a microfilm sent on loan to a center. Family History Centers are located throughout the United States and other areas of the world. Find a Family History Center near you.

## Family History Library

The Family History Library has several gazetteers and other place-name sources for Scotland in book form as well as on microfilm or microfiche. There is no fee for using the library's collection in person.

You may request photocopies of pages from a gazetteer or other source from the library for a small fee. You will need to fill out a Request for Photocopies form, which is available at all Family History Centers. Complete the form with the book, film, or fiche number you found in your search of the Family History Library Catalog (see What to Do Next). Send the form and the payment to the Family History Library.

## Other Archives and Libraries

Addresses for archives and libraries can be found at Ready, 'Net, Go. Select **Master List of Archives**.

## Scotland, How to Find Maps

### Introduction

Maps are an important source for locating where your ancestors lived. They can identify:

- Places.
- Parishes.
- Jurisdictions.
- Churches.
- Cemeteries.
- Geographic features.
- Transportation routes.
- Distances.

Maps may be flat sheets, bound in atlases, or incorporated into gazetteers. This guide will tell you about the usefulness of maps and instruct you on how to find maps of Scotland. For more information about maps, see Background.

### What You Are Looking For

A map of the area of Scotland where your ancestors lived in order to:

- Locate a place.
- Identify jurisdictions.
- Gain an understanding of the surrounding area.

---

## Steps

---

These 6 steps will help you find a map of Scotland for use in your research.

### Step 1. Determine your map needs.

Different types of maps serve different purposes. You should determine what kind of map you need. Do you need to know:

- Neighboring towns?
- Distance between places?
- Boundaries of a jurisdiction?
- Agricultural uses of the land?
- Geographic features such as mountains and rivers, mines, or migration routes?

Determine your map needs so you can find the right type of map.

## Step 2. Look on the Internet.

Sites on the Internet provide maps of Scotland. The Ordnance Survey web site provides detailed 19th-century maps for all of Great Britain.

Links to maps are also found on the GENUKI (Genealogy for the United Kingdom and Ireland) web site. Also included is the Parish database, which gives the geographic locations of churches. It can provide a list of all churches within a five-mile radius of the place you select.

Another valuable web site is Multimap, which is a current, completely interactive atlas of Great Britain that can zoom in to the street level of cities.

## Step 3. Visit a library near you, and look in the library catalog.

You will probably not find maps on the Internet to fill all of your needs. A public, university, or genealogical society library near your home may have maps of Scotland. The larger the library, the larger and more varied will be their map collection. Look in the library's catalog for a list of maps, atlases, or gazetteers for Scotland.

## Step 4. Search the Family History Library Catalog.

You may search the Family History Library Catalog for maps of Scotland. Go to What to Do Next, select the **Catalog**, and look for maps for Scotland, a county, or a specific town or city. When looking at the catalog entry for a map, make note of the library call number, and be sure to find out if it is also available in microform.

Maps within books, such as local histories, are not normally listed in the Family History Library Catalog. Many of these maps are listed in Rural and City Maps.

## Step 5. Obtain a copy of a map.

You can obtain a copy of a map in one of the following ways:

- Personally visit the Family History Library or another library, and use the library call number to find a copy of a map.
- If you cannot personally visit a library, you may be able to have a map copied for you. Contact the library, and inquire about their photocopy services. The Family History Library also offers photocopy services. You should complete a Request for Photocopies form, which is available at Family History Centers. Include the library call number for the map, and mail it to the library with payment.
- If the map is available on film or fiche at the Family History Library, you may visit a Family History Center and order a copy of the film or fiche for a small fee.
- You may purchase a map to help you in your research. Maps should be available at bookstores and other similar outlets near you, or you can purchase maps directly from the Ordnance Survey Office in England. Their Internet site also gives addresses for their world-wide outlets. Select **Where to Buy** and then **World Wide** for the locations of outlets near you.

## Step 6. Cite your sources.

Be sure to cite the source of your map. When you cite your source, you document the map. If you should ever need to find the source of the map again, your documentation will show you where to find it. If others should consult your research, they will also see where to find the source of the map.

Cite your source on a research log, and include the library call number or Internet site address. Your research log will serve as a guide to your research. When making photocopies of maps, also cite the source on the copy.

---

## Background

---

### Description

Maps are key to understanding the setting of your ancestors' lives. Your ancestors' childhoods, educations, occupations, and migrational movements were all affected by the places in which they lived. If your ancestors lived in a farming area, a mining area, or a city, they would likely have followed occupations that were related to where they lived. If they chose to migrate to another area, they would likely have followed accepted migration routes. Maps can help identify and locate these types of features.

Maps are published individually or in atlases, which are bound collections of maps. Maps may also be included in:

- Gazetteers.
- Directories.
- Guidebooks.
- Local histories.
- Other history texts.

Different types of maps can help you in different ways:

Historical maps and atlases—are especially useful for understanding boundary changes. They describe the growth and development of countries and may show:

- Various jurisdictional boundaries.
- Migration routes.
- Settlement patterns.
- Military campaigns.
- Other historical details.

Road atlases—show distances between places and may provide landmarks.

Ordnance survey maps—show townships in great detail, up to ten inches to the mile.

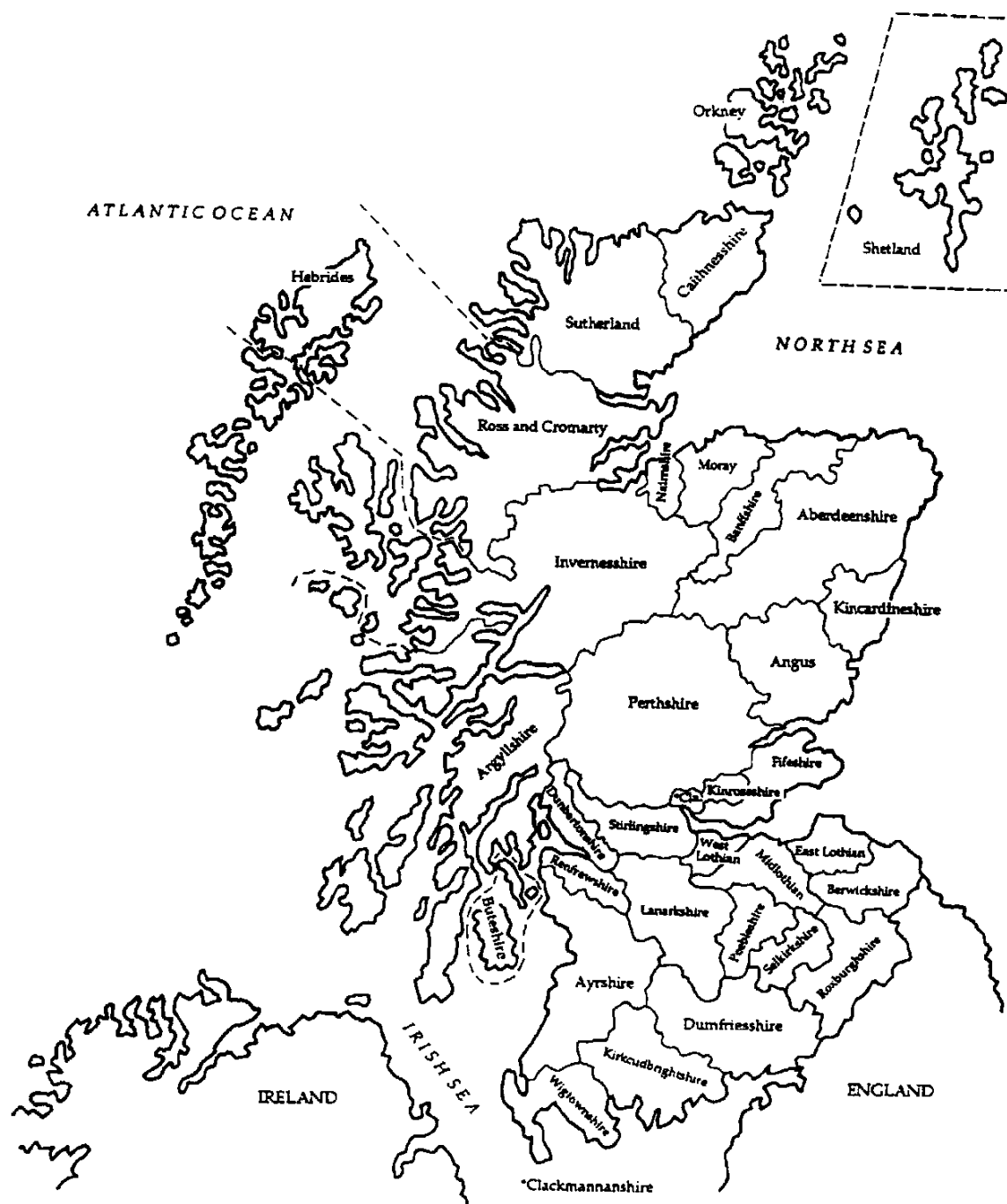
City and street maps—are extremely helpful when researching large cities, such as London. City maps can show the locations of:

- Streets.
- Churches.
- Cemeteries.
- Businesses.
- Government offices.
- Monuments.
- Parks.

Topographical maps—show the terrain of the land.

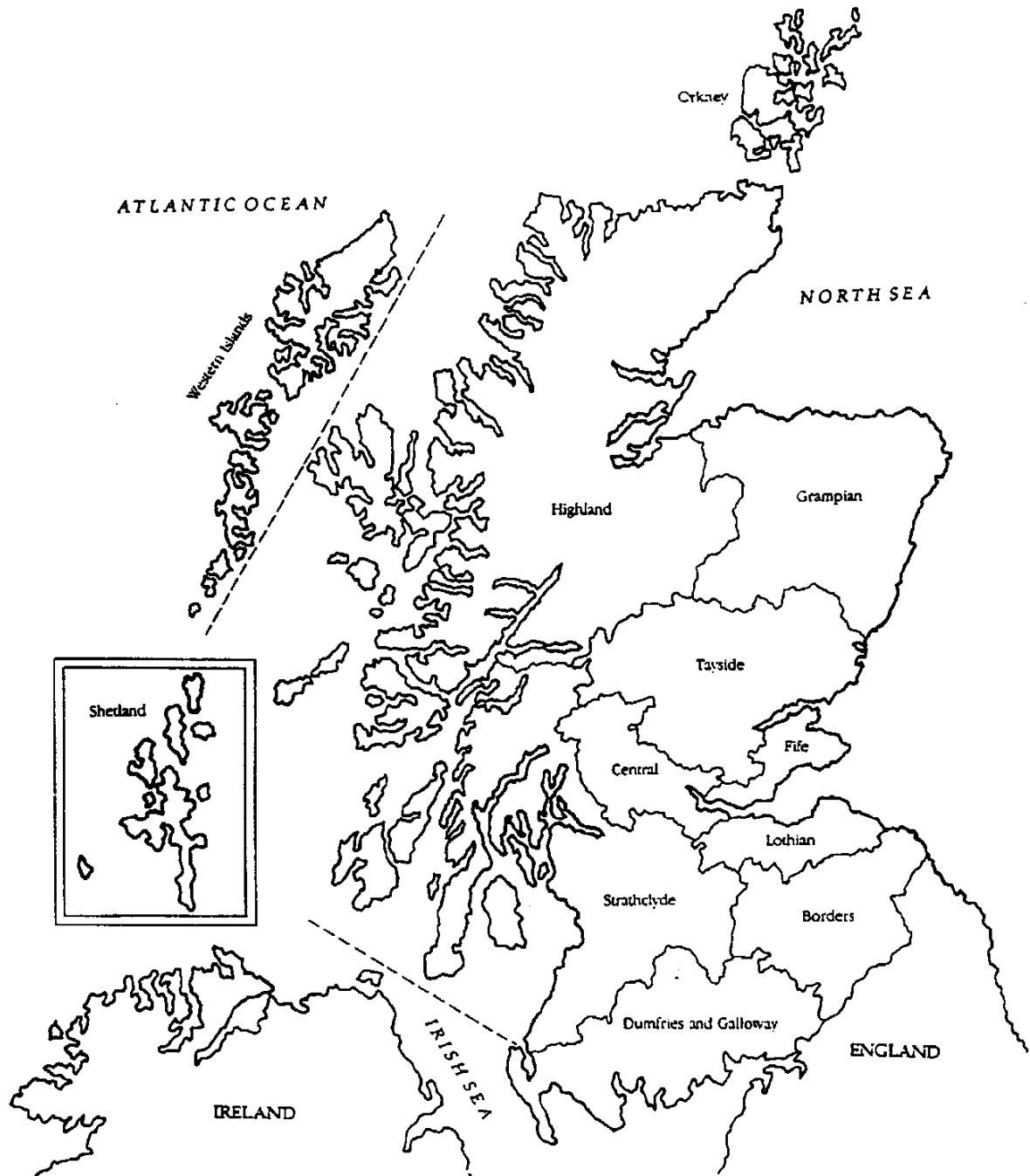
# Scotland

(Boundaries Before 1974)



# Scotland

(Boundaries after 1974)



# Scotland

---

In order to conduct successful genealogical research in Scotland, it is helpful to know some of the political, social, economic, and religious history of the country. Without such knowledge, there is a danger that certain records having genealogical value may be overlooked.

The following chronological outline of some of the major events that influence the approach to genealogical research in Scotland is offered in the hope that it will encourage you to study these events in more detail.

## 15th Century

The feudal system began to break up (although remnants of the system, such as feu duties on property, still exist today) and many farm laborers became destitute. With more sophisticated means of warfare — the use of guns and gunpowder — a professional army and navy were needed. The old system of using the king's vassals and requiring them to supply men and arms for short periods was no longer adequate.

- 1400 Some of the earliest existing burgh records date from this period.<sup>1</sup>
- 1412 The University of St. Andrews was established.
- 1451 The University of Glasgow was established. Before this period many of the scholars received their education in France. The genealogical information in the Glasgow University records, as in the later universities, is varied. Sometimes only the name of the individual is given with his entry date or his matriculation date. Sometimes his birth date or birthplace and parentage are recorded. In the majority of cases there will be more information of genealogical value after 1690.
- 1472 The Orkney and Shetland Isles were acquired. Norsemen had dwelt on these islands for centuries; they remained and retained their old methods of living and recording. Some of the registers and other records reflect the same system of patronymics as was used by the Scandinavians.
- 1495 The University of Aberdeen was established.

## 16th Century

Coal was being mined and used more extensively.

- 1514 Some of the earliest testaments (wills) now in existence began at this date.<sup>2</sup>
- 1552 General Provincial Council ordered each parish to keep a register of baptisms and banns of marriage.
- 1553 Earliest Scottish parish records in existence began at this date (Errol, Perthshire).
- 1560 Protestantism was established. The authority of the pope was abolished. The commissary courts dealing with testaments, movable estates, slanders, divorce, marriage and legitimacy, which had been under the bishop's jurisdiction, were thrown into confusion.
- 1563 New commissary courts were set up by Queen Mary under the jurisdiction of the crown.
- 1579 With the earlier overthrow of the Roman Catholic Church and the dissolution of the monasteries, hundreds of persons were destitute and begging for food. The first Scottish Poor Law, enacted in this year, provided that a convicted vagrant could have his sentence changed to servitude to an employer who would keep him at work for a year. His children were to be held in bondage.
- 1581 The Presbyterian Church was formally established. All ministers were equal. There were no bishops, and secular commissaries were appointed by the crown.
- 1582 The University of Edinburgh was established. The genealogical information given in its matriculation registers is varied. Some of the earlier records may give more information than later ones. It may be that only a name and a matriculation date are given, or a birth date, birthplace, and parentage may be added. Usually the records after 1690 are most valuable to the genealogist.
- 1597 A law was passed making it possible to keep the children of vagrants in life-long bondage, usually in coal or salt mines. They and their

<sup>1</sup> See Research Paper, Series A, No. 3, *Major Genealogical Record Sources in Scotland* (stock no. PRGS0025), for more information.

<sup>2</sup> *Ibid.*

descendants remained in the same parish, unable to move, unless they were transferred to another mine or sold to another master.

### 17th Century

During the middle 1600's there was a great deal of activity by nonconformist groups, including the Baptists, Independents, and Quakers.

**1600** This year began with 1 January. Previously the years started with 25 March. Twenty-one parishes were keeping records.

**1603** At the death of Queen Elizabeth I of England her closest relative, James VI of Scotland became James I of England. Scotland, however, continued to have her own parliament and laws.

**1606** Coal and salt miners became virtual slaves. There was a growing need for coal, and miners were few; therefore, a law was passed prohibiting miners from removing themselves from that occupation. Beggars, vagrants, and those guilty of minor crimes were forced into life-long bondage in the mines. They could not change employment nor could they change employer without the written consent of their present master.

**1608-1610** The Plantation of Ulster. The Province of Ulster in Ireland was divided and sold to purchasers from England and Scotland. There were fifty-nine purchasers, including five nobles. Each of these took as many laborers or farmers from Scotland as necessary to rent and cultivate the land. The names of the purchasers were recorded, but it appears that no records were kept of the farmers or laborers they took with them. By 1640 there were forty thousand able-bodied Scots in North Ireland. There was a constant flow of Scots and Irish traveling back and forth between the two countries. Since no permits or passports were required, it is very difficult to trace these families.

**1610** James VI established the Episcopal Church.<sup>3</sup> Presbyterians were persecuted, and many hid or destroyed their records. Some kept no records during this period. Commissariat records were placed under the jurisdiction of the bishops.

**1611** A law was passed requiring that a Sasines Register be kept. This is a record of the transfer of land and property—the act of giving sasine or possession to a new proprietor.<sup>4</sup>

**1616** The scheme laid down by John Knox for a school in every parish was given legal backing. Further education acts were passed in 1633, 1646, and 1696.

**1617** The law for keeping a Sasines Register was enforced.

**1638** Episcopacy was abolished by the General Assembly of Presbyterians at Glasgow. Although this move was not recognized by the government, Episcopalians were persecuted. The Covenanters fought against ecclesiastical rule of the bishops, and Episcopalians sometimes hid or destroyed their registers or did not keep them at all.

**1640** Estimated five percent of the parishes keeping records.

**1641** Charles I and the English Parliament acknowledged the Presbyterian Church in Scotland.

**1642** Civil War commenced in England. Oliver Cromwell was supported by Scotsmen in return for a closer unity with his support of Presbyterianism.

**1645** Each county and burgh was ordered to raise and maintain a certain number of foot soldiers (exclusive of horse), according to its respective population, to serve as a militia. It has been estimated that the population of Scotland was then about 420,000. In this year, the dreaded plague made its last appearance in Scotland. Most of those who died were buried in places other than churchyards.

**1646** King Charles I persuaded Scotsmen to fight in his favor. Many of them fought south of the border and some settled in England and in the Lowlands of Scotland, though originally coming from the north or the Highlands.

**1649** Execution of Charles I and the beginning of the Cromwellian Interregnum, also known as the Commonwealth Period.

**1651** Many state papers and legal records were taken from Stirling Castle by Cromwell's army. A few years later those records were being returned to Scotland by ship when the ship sank. Very few records were saved.

During this year Scottish prisoners were transported by Cromwell to the English settlements in America.

**1652** The more important records of the early Protestant Church were taken to London. Nothing is known of them now.

<sup>3</sup>This was a return to government of the church by bishops.

<sup>4</sup>Op. cit., Series A, No. 3.

- 1661** Episcopacy was re-established under Charles II. These constant shifts from one form of religion to another affected the records. Once again the commissariat records were under the control of the bishops, and parish registers suffered.
- 1672** An act was passed by the Scottish Parliament making registration of armorial bearings compulsory. Backed by further legislation, registration is still required today, regulated by the Court of the Lord Lyon, H. M. General Register House, Edinburgh.
- 1682** Sir George Mackenzie founded the Library of Advocates at Edinburgh, and valuable books and manuscripts were acquired. In 1925 it became the National Library of Scotland. It was expanded after World War II (1939-1945) and is now entered from George IV Bridge. This library has an excellent collection of Scottish maps.
- 1685-1696** A tax was imposed on all persons over sixteen, except the destitute and the insane. The records of this tax, the Poll Tax, are of great genealogical value, for sometimes whole families are recorded.<sup>5</sup>
- 1688** Rebellion broke out in England and Scotland against the Roman Catholic king, James II of England and VII of Scotland. The King fled and was deposed. His son-in-law and daughter, William and Mary, were crowned king and queen.
- 1690** The Presbyterian Church was permanently restored and became the Church of Scotland. Parish registers were to be kept regularly, while Roman Catholics and Episcopalians were forbidden to keep records (though some did). Commissaries were now appointed by the crown.

### 18th Century

- 1707** Union formed between England and Scotland. The Act of Union provided that the two kingdoms should be known as Great Britain. The single parliament, to be held in London, had forty-five Scottish members in the House of Commons and sixteen Scottish peers in the House of Lords. Scotland now had the same trading privileges and coinage as England.
- 1714-1715** At the death of Queen Anne, the successor to the throne was a German Protestant who became George I of the United Kingdom. Immediately the son of the deposed King James II, known as the "Old Pretender James III," raised a rebellion in Scotland known as the Jacobite rebellion of 1715. His army marched into England but was defeated. Possibly some Scottish soldiers remained in England, but thousands fled for their lives and many crossed the Atlantic to America to escape punishment.
- 1718** The first Glasgow-owned ship sailed the Atlantic. By 1800 Glasgow merchants owned more than five hundred vessels. People from all parts of Scotland traveled to Glasgow for work, and many English and Irish joined them. Glasgow gradually became a great center for metal, shipbuilding, weaving, and other industries.
- 1726-1737** Two hundred sixty miles of road were built through the Highlands (the central mountainous region of Scotland). Highlanders began to learn English and move more readily into the Lowlands.
- 1734** Four ministers broke away from the Presbyterian Church and set up the Secession Church. (The records of Muckart Secession Church, 1822-1836, are in the National Library of Scotland [MS. 9167].) Various churches kept records, some of which have been placed in the Register House of Edinburgh. Not all have been located.
- 1745** The second Jacobite rising. "Bonnie Prince Charlie," also known as the "Young Pretender," landed with an army in Scotland in an attempt to obtain the British throne, but was defeated. Nine-hundred Scots were banished to America and the West Indies, and hundreds fled to escape punishment.
- The Secession Church was divided on the issue of the Burgess Oath required by the government after the 1745 Jacobite Rebellion. The new denomination became known as the Anti-Burgers Church, with its earliest records commencing in 1747. In 1847 it united with the United Presbyterian Church.
- 1746** The tobacco industry began in Scotland. Merchants traded linen for tobacco from the New World, and weavers from Holland were brought over to teach the Scots how to weave fine linen.
- 1751-1870** During this period many men were recruited from Scotland for employment in Canada by the Hudson Bay Company, whose ships called at various ports along the coasts and in the islands of Scotland.

<sup>5</sup>*Ibid.*, under "Tax Polls."

- 1752** Three ministers seceded from the Presbyterian Church and formed the Relief Church. By 1790 there were about 150,000 seceders from the mother church. They kept their own records, some of which were placed in the National Library at Edinburgh. These were later transferred to the Register House. Not all have been located.
- 1760** The Carron Iron Works was set up near Falkirk. Englishmen were brought in to teach the Scots the iron industry.
- 1763-1775** Emigration was taking place from the Scottish Highlands to North America, especially from the Hebrides and from the shires of Sutherland, Inverness, and Argyll.
- 1769** James Watt invented the steam engine, making possible increased development of mines and increased production of the factories that were soon to develop.
- 1770** The River Clyde was deepened for shipping and Glasgow became an important port. This made greater trade with other countries possible. More people thronged to Glasgow for work.  
Emigration to other countries increased.
- 1774** The foundation stone of the Old Register House was laid in Edinburgh, and work proceeded according to plans prepared by Messrs. Robert and James Adam. Funds for this fine building, designed to house the records of Scotland, came from the sale of forfeited estates.
- 1775** The need of coal was so great that all new men entering the mines were allowed to be free. The tobacco industry failed and merchants turned to cotton.
- 1778** The Roman Catholic Relief Bill eased the restrictions that had been placed on Catholics.
- 1779** The Industrial Revolution began to affect Scotland. The first cotton mill was built at Rothesay, Bute. This was followed by many other cotton mills, especially in Glasgow and Paisley. Household weaving gradually declined and people migrated to places where factories had been built. In 1765 there were about 28,000 people in Glasgow. By 1801 there were 77,000, and by 1831 the population was 202,000. Such towns as Edinburgh, Aberdeen, Dundee, and Paisley also increased in population.
- 1780** The Society of Antiquaries of Scotland was founded by the Earl of Buchan. Its library, with the National Museum of Antiquaries and National Portrait Gallery, is housed at Queen Street, Edinburgh, in a building designed by Sir Robert Rowand Anderson.
- 1780-1800** As early as the fourth quarter of the eighteenth century, Scottish migratory laborers were harvesting in Norfolk, England. At the same time, Scotsmen were migrating to Liverpool and those towns in Lancashire that were beginning to increase their production of cotton. Many of the leaders in the Lancashire cotton industry came from Scotland, particularly around Kirkcudbright. These successful Scottish businessmen brought other Scottish families to work for them in both Manchester and Liverpool.
- 1780-1880** Clearing of the Highlands. Estate owners in the Highlands set up deer forests and sheepwalks to make more money and the people were driven from their homes. These refugees migrated to the Lowlands, and to Ireland, Australia, New Zealand, South Africa, and particularly to Canada and the United States of America. Many died before reaching their destinations because of their destitute condition. In 1801, for example, about three thousand persons left the Highlands. In this same period Highlanders were employed as reapers in most parts of Scotland, coming from such shires as Argyll, Perth, Ross, and Cromarty. In February and March 1821, for instance, more than five hundred persons left one parish in the county of Perth to seek employment in the Lowlands. In 1803 an emigration from Glengarry was made to Canada, and another in the same year was made from the Highlands to Prince Edward Island. By 1813 there was a regular system of organized emigration from Scotland to Canada established, and in 1814 it was reported that there was a considerable emigration from Scotland to North America.
- 1782** A severe famine in 1782 caused a movement of people south across the border. For example, people from Roxburgshire moved into Northumberland, and people from Dumfriesshire moved to Cumberland. It is said that about this time approximately ten thousand craftsmen went from Scotland to London every year.

- 1783** The government imposed a tax on every christening, marriage, and burial entry recorded in church records. Because of this tax, many such events no doubt went unrecorded.
- 1790** The canal connecting the rivers Forth and Clyde was opened. People now began to use the canal systems as a means of travel. Those employed as watermen on the canals, or at other places connected with the operation of the canals, were traveling much further afield and genealogical events for these families often took place in parishes a great distance from each other.
- 1792** The laws against Episcopalians were repealed. They were permitted to worship and keep records. This was soon followed by the repeal of some of the laws against Roman Catholics (see 1829).
- 1793** The tax of 1783 on christening, marriage, and burial entries in church records was repealed. Since many people had not been recorded in parish registers during the ten-year period of the existence of the law, occasionally whole families were recorded afterwards.
- 1799** All miners were freed from their virtual slavery. They could go to other mines or take other types of employment as they wished.
- During the eighteenth century many nonconformist groups were formed, particularly after 1730. Preachers often came from England, but usually kept only personal records of conversions, which may not have been recorded locally. Prominent among these groups were the Baptists, Methodists, and Congregationalists (Independents).

#### 19th Century

- 1800** Parishes in northern England were complaining about the high cost of supporting poor people who came from Scotland. It was much easier for a Scotsman to obtain "settlement" in England since the requirement was that he be a resident of that particular parish for only a short time. In Scotland settlement could be gained only after three years' residence.
- 1801** Large quantities of ironstone were discovered on land between the rivers Clyde and Forth. This area contained both iron and coal and was mined extensively. Iron works were built and Englishmen were brought in to show the Scots the best method of developing and using these resources. This discovery caused a movement of miners to the immediate locality.
- 1810** The first power loom was used in Scotland heralding increased building of factories.
- 1812** The steamboat "The Comet" was built on the River Clyde. In the following ten years, forty-eight other steamboats were built there, suggesting a substantial movement of the populace from the neighboring countryside to the river towns for employment.
- 1818** The use of canals for industrial purposes and for the movement of people was increasing rapidly. In this year alone, eighty-five thousand persons traveled the Forth and Clyde Canal. Goods and people were moving more swiftly, and people were flocking to the cities and large towns for work in the coal mines, steel works, and weaving mills.
- 1819** The Factory Act was passed barring children under nine years of age from employment in the mills, and preventing those under sixteen from working more than twelve hours daily.
- 1820** New register books required to be kept in parishes. Many delayed entries for baptisms performed in previous years were recorded in the old registers before they were closed (mainly in 1819 and 1820).
- 1822** The Forth and Clyde Canal was extended from Kalkirk to Edinburgh. The Caledonian Canal was built from Inverness to Fort William.
- 1828** James Neilson of Glasgow invented the hot blast furnace. This invention, together with the mining of ironstone, laid the foundation of Scotland's metal industries.
- 1829** Roman Catholics were permitted by law to buy and inherit property and keep records.
- 1840** Railroads were introduced and people traveled much more freely from town to town. The coming of the railroads permitted families to move much more frequently than before.
- 1841** The first census of genealogical value was taken.<sup>6</sup>
- 1843** Four hundred ministers broke away from the Presbyterian Church to form the Free Church.
- 1847** The Secession and Relief Churches combined to form the United Presbyterian Church.

<sup>6</sup> Ibid.

**1848** One of the largest migrations of Scotsmen sailed for New Zealand.

**1851** Many Scotsmen emigrated to Australia.

The second census of genealogical value was taken, the type of information being far superior to that recorded in 1841.<sup>7</sup>

**1855** Civil Registration commenced. This was the first attempt to record vital statistics of birth, marriage, and death of all people regardless of religion or social status. There is more information recorded in these records than in the civil registration of England and Wales.<sup>8</sup>

New church register books were required to be kept. Many delayed entries for baptisms performed in previous years were recorded in the old registers before they were closed.

<sup>7</sup>Ibid.

<sup>8</sup>Ibid.

THE CHURCH OF  
JESUS CHRIST  
OF LATTER-DAY  
SAINTS

# Civil Registration Records

---

Since 1 January 1855 Scotland has been divided into registration districts with boundaries corresponding to the parish boundaries (except for the larger cities). All births, marriages, and deaths are reported to the district registrars, who annually send copies of these certificates to the office of the Registrar General in Edinburgh, where they are compiled and indexed on a national level.

The civil registration records should be searched whenever a post-1854 ancestral birth, marriage, or death is being traced. These records are the most valuable of all Scottish genealogical sources because they give parentage addresses (helpful for making census and parish register searches), names of other relatives, occupations, and religion.

## Contents

The specific information given on the certificates varies but generally includes the following:

### Birth Certificates

#### 1855

Name

Sex

When and where born

Father's name, occupation, age, and birthplace

Father's year and place of marriage, and number of living and deceased children

Mother's name, maiden name, age, and birthplace

Signature and relationship of informant

When and where registered

#### 1856-1860

Name

Sex

When and where born

Father's name and occupation

Mother's name and maiden surname

Signature, qualification, and residence of informant

When and where registered

#### 1 to Present

Same as 1856-1860 certificates with

the addition of when and where the parents were married

### Marriage Certificates

#### 1855

When and where married

Signatures of the parties

Present and usual residences

Ages

Profession and relationship of parties (if related)

Marital condition, if a widower or widow, whether second or third marriage, children (living and deceased) by each former marriage

Birthplace, when and where registered

Parents' names and occupations

Witnesses

When and where registered

#### 1856 to Present

When and where married

Signatures of the parties

Residences

Ages

Profession and relationship of parties (if related)

Marital condition, whether bachelor or widower, spinster or widow

Parents' names and occupations

Witnesses

When and where registered

### Death Certificates

#### 1855

Name and occupation

Sex and age

Where born and how long in this district

Parents' names and occupations (including maiden name of mother)

If married, to whom

Issue in order of birth with their names and ages

When and where died

Cause of death

Burial place

Signature of informant

When and where registered

#### **1856 to Present**

Name and occupation  
Sex and age  
Parents' names and occupations  
Marital condition  
When and where died  
Cause of death  
Burial place (omitted after 1861)  
Signature, qualification, and residence  
of informant  
When and where registered

#### **Availability**

The certificates and their indexes are in the office of the Registrar General, Search Unit, New Register House, Edinburgh EH1 3YT, Scotland. This office will search the indexes and issue certificates for a fee. The current fees for this service can be obtained by writing to the office of the Registrar General.

The Genealogical Department Library has the following records on microfilm:

1. Birth, marriage, and death indexes for 1855-1955
2. Birth, marriage, and death certificates for 1855-1875, 1881, and 1891

The local branch librarian can help you determine the appropriate film numbers when using a branch library of the Genealogical Department.

#### **Guidelines for Searching**

Because there is so much information given on certificates it is best to always obtain the birth, marriage, or death certificates for any direct-line ancestor or his family members. The certificates not only confirm known information but may also provide additional help in solving a problem.

The following information will help in searching civil registration indexes:

1. Marriage indexes (1855-63) for females are arranged in alphabetical order with the married surname in parentheses.
2. Death indexes (1855-65) for females are arranged in alphabetical order under the married surname with the maiden surname in parentheses.
3. Death indexes (1859 and on) for females are arranged in alphabetical order, both under the maiden surname and the married surname.
4. Surnames beginning with Mc or Mac are found in the indexes at the end of the m's.

## SCOTLAND-CIVIL REGISTRATION

INTRODUCTORY MATERIAL

Civil Registration is the registering of births, marriages, and deaths before a civil authority. An account of these certificates was recorded by civil authorities on a parish basis. The certificates were later sent to the Registrar General where they were indexed and filed.

TIME PERIOD

The registration of births, marriages, and deaths has been required by Scottish law since 1 January 1855 to the present.

CONTENT

The information given in Scottish certificates has changed periodically through the years. It has, however, remained superior to civil registration in many other countries.

Information generally found on all Scottish Civil Registration Certificates is as follows:

## A. BIRTH CERTIFICATES

1. Name, surname and baptismal name if different
2. When and where born
3. Sex
4. Name, surname and occupation of father
5. Name and maiden surname of mother
6. Signature, qualification and residence of informant
7. When and where registered
8. When and where parents were married (1855, 1861 to present)

## B. MARRIAGE CERTIFICATES

1. When, where and how married
2. Occupation, whether single or widowed and relationship
3. Age
4. Usual residence
5. Name, surname, and occupation of father
6. Name and maiden surname of mother
7. When and where registered

## C. DEATH CERTIFICATES

1. Name and surname
2. Occupation and whether single, married, or widowed
3. When and where died
4. Sex and age
5. Name, surname and occupation of father
6. Name and maiden surname of mother
7. Cause of death
8. Signature, qualification and residence of informant
9. When and where registered

The 1855 certificates give far more information than those in other years. The birth certificates contain parents' issue (living or deceased) and the age and birthplace of the mother and father. The marriage certificates contain birthplaces of parties and whether second or third marriage. Death certificates contain where born and how long in this district, to whom married, issue (in order of birth), names and ages, and burial place.

#### AVAILABILITY

Certificates and indexes are found at the New Register House. The address is as follows:

The Registrar General  
Search Unit  
New Register House  
Edinburgh EH1 3YT, Scotland

The cost of each certificate is £4.00 (approx. \$7.50 plus \$.40 to cover return airmail postage. For the above-mentioned fee, one should use some type of international money order. A five-year search in the indexes can be obtained for an additional fee.

The Genealogical Department Library has the following records on microfilm:  
Birth, Marriage and Death Indexes - 1855-1955  
Birth, Marriage and Death Certificates - 1855-1875, 1881, 1891. Film numbers may be found on microfilm number 599269 or Reg 941 V2

#### PECULIARITIES

- A. Marriage indexes (1855-64) for females are arranged in alphabetical order with the husband's surname in parenthesis.
- B. Death indexes (1855-65) for females are arranged in alphabetical order under the married surname with the maiden surname in parenthesis.
- C. Death indexes (1865 and on) for females are arranged in alphabetical order once under the maiden surname and once under the married surname.
- D. In addition to the annual General Index which covers the entire country, there is a separate index for each parish or district included with the certificates for each year.
- E. A "Mc" or "Mac" surname may be found in the indexes at the end of the m's.
- F. There is an additional index at the end of each yearly index called the "Vide Addenda." This index is for those names missed in the regular index. A cross reference can usually be found in the regular index to the Vide Addenda.
- G. When finding film numbers for the certificates at the G.S. or Branch Libraries, it is essential to know the number of the parish or district in which you are searching. These numbers may be found in "Index to the Registration Districts of Scotland, 1855-1955." The list can be found on microfilm number 233,820.



# FAMILYSEARCH™

## G U I D E

Family History Library • 35 North West Temple Street • Salt Lake City, UT 84150-3400 USA

---

## Scotland, Historical Background

### Introduction

Effective family history research requires an understanding of the historical events that affected your ancestors and record keeping. Learning about wars, local events, laws, migrations, settlement patterns, and economic or religious trends may help you understand family movements. These events may have led to the creation of records that mention your ancestors. Your family history research will be more interesting if you learn about the events that shaped your ancestors' lives.

### General History

Some key dates and events in Scottish history are:

843	Kenneth MacAlpin became king of the Picts and Scots. This marked the first united kingdom in Scotland.
1174	William the Lion surrendered the independence of Scotland to Henry II in the Treaty of Falaise.
1306	Robert Bruce assumed leadership of a rebellion against English rule.
1314	Robert Bruce defeated the English in the Battle of Bannockburn, maintaining Scottish independence.
1325	The English recognized Robert Bruce as King Robert of Scotland.
1514	The recording of testaments (wills) began in Scotland.
1600	The calendar changed from the Julian Calendar to the Gregorian Calendar. See also Calendar Changes.
1603	The crowns of England and Scotland were united.
1608	The Plantation of Ulster in Ireland was established to prevent Irish revolts against English rule. By 1640 there were 40,000 Scots in northern Ireland.
1707	The Act of Union between Scotland and England created Great Britain.
1715	Thousands of Scots supported James Edward Stuart, the "Old Pretender," in his efforts to obtain the crown of Great Britain. This was the first Jacobite rebellion.
1745	Many Scots supported James' son Charles Edward Stuart, also called Bonnie Prince Charlie and the "Young Pretender," in his efforts to obtain the crown of Great Britain. This was the second Jacobite rebellion.
1746	The English defeated the forces of Charles Edward Stuart in the Battle of Culloden. After this battle, the English executed many clan chiefs and outlawed kilts and bagpipes. These restrictions were removed in 1782.
1779	The Industrial Revolution began to affect Scotland.
1841	The first census of genealogical value was taken.
1855	Civil registration of all births, marriages, and deaths began.

## Church History

Some key dates and events in Scottish church history are:

1552	The General Provincial Council ordered each Roman Catholic parish to keep a register of baptisms and banns of marriage.
1560	Protestantism was established and the authority of the pope abolished. Celebration of mass became illegal.
1592	The Presbyterian Church was formally established.
1610	James VI established the Episcopal Church in Scotland.
1638	The Episcopal Church was abolished by the General Assembly of Presbyterians at Glasgow. Although the government did not recognize this move, Episcopalians were persecuted. They sometimes hid or destroyed their registers or did not keep them at all.
1640	An estimated five percent of the parishes of the Presbyterian Church were keeping records by this date.
1641	Charles I and the English Parliament acknowledged the Presbyterian Church in Scotland.
1661	The Episcopal Church was reestablished under Charles II.
1690	The Presbyterian Church was permanently restored and became the Church of Scotland.
1733	Four ministers broke away from the Presbyterian Church and set up the Secession Church.
1745	The Secession Church divided. The new denominations were known as the Burghers Church and the Anti-Burgers Church.
1752	Three ministers seceded from the Presbyterian Church and formed the Relief Church. By 1790, this church had about 150,000 members. The Relief Church kept its own records.
1783	The government imposed a tax on every christening, marriage, and burial entry recorded in church records, causing many entries not to be registered.
1792	The laws against Episcopalians, enacted beginning in 1716, were repealed, allowing them to freely worship and to keep records.
1700s	During the eighteenth century, particularly after 1730, many nonconformist groups were formed. Many preachers came from England, but they usually kept only personal records of conversions, and many conversions were not recorded locally. Prominent among these groups were the Baptists, Methodists, and Congregationalists (Independents).
1820	Parishes were required to keep register books.
1829	Roman Catholics were permitted by law to buy and inherit property and keep records.
1843	Ministers broke away from the Presbyterian Church and formed the Free Church.
1847	The Secession and Relief Churches combined to form the United Presbyterian Church.

## Historical Sources

The following are a few of the available sources to help provide you with a perspective of the historical events. Major research libraries may have these books:

- Cook, Chris, et. al. *British Historical Facts*. This lists key dates, offices, and office holders in Scottish and English history. (In three volumes covering 1688-1900.)
- Moody, David. *Scottish Towns: A Guide for Local Historians*. This describes the background and structure of Scottish towns and discusses sources for researchers.
- Sinclair, Cecil. *Tracing Scottish Local History: A Guide to Local History Research in the Scottish Record Office*. This describes local historical records available in the Scottish Record Office.
- Smout, T.C. *A History of the Scottish People 1560-1830*.
- Smout, T.C. *A Century of the Scottish People 1830-1950*.
- Smout, T.C., and Sydney Wood. *Scottish Voices 1745-1960*.
- Steel, Tom. *Scotland's Story: A New Perspective*. This gives a good general overview of Scottish history.

The Family History Library has many national and county histories for Scotland. There are also histories for specific periods, groups, or occupations. Histories are listed in the Family History Library Catalog. Go to What to Do Next, select the catalog, and search for histories on the country and county levels. Also look for a subject heading such as OCCUPATIONS - HISTORY.

Many bibliographies of history are also available. Look in the Family History Library Catalog under SCOTLAND - HISTORY - BIBLIOGRAPHY to see the ones available at the Family History Library.

## Local Histories

A local history describes the following information about an area:

- Economy.
- Prominent families.
- Founding of churches, hospitals, schools, and businesses.

Even if a local history does not mention your ancestor, you may find important clues that suggest other records to search. Local histories also provide background information about your family's lifestyle, community, and environment.

Many places have more than one history. There are numerous published histories about Scottish parishes and towns. Many are available at the Family History Library. Similar histories are often available at major public and university libraries and archives.

The following three works include histories for each individual parish. The histories were written in the late 1700s and early 1800s, usually by the minister of the parish.

- Sinclair, John, ed. *The Statistical Account of Scotland*. (First series, published in the 1790s.)
- *The New Statistical Account of Scotland*. (2nd series, published in the 1840s.)
- Mather, Alexander S., ed. *The Third Statistical Account of Scotland*. (3rd series, published in the 1980s.)

You can find local histories listed in the Family History Library Catalog. Go to What to Do Next, select the **Catalog**, and search on the county, parish, and city levels.

## Calendar Changes

In 1600 Scotland changed from using the Julian calendar to using the Gregorian calendar. The Julian calendar began the calendar year on 25 March and ended the year on 24 March. The Gregorian calendar started the year on 1 January and ended the year on 31 December. Thus, before 1600, January, February, and the first twenty-four days of March came at the end of the previous year instead of at the beginning of the next year.

The year 1599 consisted only of nine months: January, February, and March (1-24) 1599 became January, February and March (1-24) 1600.

## Scotland Rural and City Maps

### A

	County	Year	Call Number	Comments
Aberdeen	ABD	1696	941.2 D25n	N.E. area map
Aberdeen	ABD	19th C.	941.25 H2w	Area maps
Aberdeen	ABD		941.25 H2s Vol. 2	Area map
Aberdeen	ABD		941.25/A1 K2b Vol. 1	Town map
Aberdeen	ABD		941.25/A1 K29L	Town map
Aberdeen	ABD	1840	941.25/A1 J4w Vols. 1-2	Street map
Aberdeen	ABD	1843-1859	941.25/A1 K2br	Street map
Aberdeen	ABD		941.25/A1 H2w	Royal Burgh map
Aberdeen	ABD	1696	941.25/A1 R4p	Burgh towne map
Aberdeen	ABD	1866	941.25/C4 H2h	Ordnance survey map
Aberdeen	ABD	c. 1696	941.25 R4b	Burgh & town map
Aberdonia	ABD		941.2 H2ab	Area map
Aberdour	ABD	c. 1696	941.25 R4a	Parish map
Abernethy	PER	Pre-8th C.	941.32/A1 H2b	Monastic church map
Angus	ANG	1678	941.3 H25ab No. 30	Shire map
Angusia	ANG		941.32 E6m	Area map
Annan	DFS	1603	941.48/A1 H2t	Area map
Arbirlot	ANG		941.3 H25ab No.10	Parish map
Arbroath	ANG	18th C.	941.3 H25ab No. 2	Parish map
Argyll	ARL		941.38 H2mac	Parish map
Argyll	ARL		941.38/I3 H2b	Area map
Arngask	PER		941.32/A2 K2m	Parish map
Atholl Glens	PER		941.32 E6k	Area map
Auchreddie	ABD	1696	941.25/N2 R4p	Parish map

Ayr	AYR	----	942 E7nb	Town plan
Ayrshire	AYR		941.42 E6f	Geographical map
Ayrshire	AYR	17th C.- 1950	941.42 H2sj	Parish maps
Ayrshire	AYR		941.42/A1 E6b	Area map
Ayrshire	AYR		941.42/A1 H2s	Town maps
Ayrshire	AYR	1908	941.42/I1 H2s	Ordnance survey map

## B

	County	Year	Call Number	Comments
Badenoch	INV	1641-1648	941.2 H6m	Highland area map
Balmerino	FIF		941.33/B1 H2c	Parish map
Banchory-Devenick	KCD	1890	941.26/B1 H2h	Parish boundary map
Banffshire	BAN		941.24 K22s Vol. 4	County map
Bedrule	ROX	1996	941.47/B2 V3b	Place names location maps
Bonnyrigg Lasswade	&MLN		941.E6o	Burgh maps
Braes of Balquhiddie	PER		941.32/B2 H2b	District map
Bridgeton	LKS		941.43/B3 H2a	Ordnance survey map

## C

	County	Year	Call Number	Comments
Cairney	ABD	1841	941.25/C3 X2m	Ordnance survey map
Caithness	CAI		941.13 H2c	Area map
Caledonian	WLS		941.H2f	Inland navigation map
Cambuslang	LKS	6th C.	941.43/C4 K2d	Area maps
Cambuslang	LKS		941.43/C4 H2w	Parish map
Carnock	FIF	1775	941.33/C2 H2c	Parish map
Charlestown	FIF		941.33 H2r	District map
City of Glasgow	LKS	1789	928.294 K295a	City map
Clackmannanshire	CLK		941.35 A3b	County map
Cockburnspath	BEW	1980	941.455/C4 H2b	Parish map
Cockenzie Portseton	&ELN		941 E6o	Burgh maps

Coldingham	BEW	1300-1772	941.455/C1 H2c	Parish & area maps
Colinton	MLN	1895	941.445/C1 H2m	Ordnance survey map
Cowal	ARL		941.38 H2re	Area maps
Crailing-Nisbet	ROX	1993	941.47/C1 V3r	Place names location maps
Cramond	MLN	17th C.	941.445/C4 D2wj	Parish map
Crief	PER		941.32/C2 H2pa	Burgh boundary map
Cumnock	AYR		941 E6o	Burgh maps
Cumnock	AYR		941.42/O1 H2w	Parish map
Currie/Ratho	MLN		941.445 H2t	Parish maps

## D

	County	Year	Call Number	Comments
Deer & Longsyde	ABD	c. 1696	941.25 R4o	Parishes map
Douglasdale	LKS	1822	941.43/D1 H2h	Area maps
Drumaock Peterculter	&ABD	c. 1696	941.25 R4d	Parishes map
Duddingston	MLN		941.445 H2b	Parish maps
Dumbarton	DNB	1876	941.37 D3ir Vols. 1-2	County maps
Dumfries	DFS	----	942 E7nb	Town plan
Dumfries	DFS		941.D2s	Glencairn Castle area map
Dumfries	DFS	17th C.	941.4 H2wfr	Area maps
Dumfries	DFS	Roman	941.4 H25tj Ser. 3 Vols. 31,32	Sketch map
Dumfries-Galloway	DFS		941.4 H2m	County maps
Dumfries-Galloway	DFS		941.48/D1 B3d Index	Parish boundaries map
Dunbarton	DNB		941.37 H2i	County map
Dunbarton	DNB		941.37/D1 H2d	Survey map
Dundee	ANS	----	942 E7nb	Town plan
Dundee	ANS	1968	942 E7ra	Atlas map
Dundee	ANG	1815-1846	941.3 H25ab No. 31	Port map
Dundee	ANG		941.31 E4d Vol. 2	Town map
Dundonald	AYR		941.42/D1 H2g Vols. 1-2	Parish map
Dunfermline	FIF		941.33/D1 E45d	Street map

Dunfermline	FIF		941.33/D1 H2c Vol. 1	Area map
Dunfermline	FIF		941.33/D1 K2w	Abbey map
Dunfermline	FIF	16th C.	941.33/D1 H2h	Town map
Dunfermline	FIF		941.33/D1 H2s	Town map
Dunfermline	FIF		941.33/S2 J2cr	City map
Dunkeld	PER		941.32/D1 H2dab	Street map

**E**

	County	Year	Call Number	Comments
East Lothian	ELN	1654-Modern	941.45 E6ge	Area maps
Echt	ABD		941.25/E2 V3s	Parish map
Eckford	ROX	1992	941.47/E1 V3e	Place names location maps
Edgerston	ROX	1996	941.47/E3 V3c	Place names location maps
Edinburgh	MLN	1828	942 E7f	Town plan
Edinburgh	MLN	1974	942 E7mt	Street map
Edinburgh	MLN	1981	Q942 E7br	Town plan
Edinburgh	MLN	----	942 E7nb	Town plan
Edinburgh	MLN	1968	942 E7ra	Atlas map
Edinburgh	MLN		941 A1 No. 57	City tour map
Edinburgh	MLN	16th C.	941.B2g	Clan territory map
Edinburgh	MLN	1734	941 B2ss Vol. 13	Occupational land map
Edinburgh	MLN	1790	941 B2ss Vol. 11	Farm map
Edinburgh	MLN	1807	941 B2ss Vol. 5	Area farm maps
Edinburgh	MLN	1732	941 B2ss Vol. 1	Land map
Edinburgh	MLN		941 B2ss Vols. 20-22	Isle map
Edinburgh	MLN	Medieval	941 B2ss Vols. 20-22	Court district map
Edinburgh	MLN	1698	941 B2ss Vols. 23-24	Base map
Edinburgh	MLN	1654	941 B2ss Vols. 23-24	Atlas map
Edinburgh	MLN	1973	941 B2ss. Vol. 17	Ordnance survey map
Edinburgh	MLN	1600 & 1860	941 B2ss Vols. 18-19	County maps
Edinburgh	MLN	1805-1850	941 B2ss Vols. 28-29	Highlands Baptist-Congregational maps
Edinburgh	MLN	1907	941 B2ss Vols. 28-29	Manuscript map

Edinburgh	MLN	1793	941 B5u	City map
Edinburgh	MLN	1982	941 D4sk	Pictorial map
Edinburgh	MLN		941 H2ab	Battles of the Border map
Edinburgh	MLN		941.445/E1 H2cm Vol. 2	Numerous village maps
Edinburgh	MLN		941.445/E1 E6s Vol. 1	Town maps
Edinburgh	MLN	1780	941.445/E1 E6y	Central area maps
Edinburgh	MLN	1690	941.445/E1 U2d	Parish boundaries map
Ednam	ROX	1992	941.47/E2 V3b	Place names location maps
Elgin	MOR		941.23/E1 H2m	Area map
Ellon	ABD	1847	941.25/E1 H2g	Parish map
Ellon	ABD	1696	941.25/F3 H2s	Parish maps

**F**

	County	Year	Call Number	Comments
Fala & Soutra	MLN		941.445/F1 H2b	Parish map
Fenwick	AYR		941.42/F1 H2t	Parish map
Fifeshire	FIF		941.H2fn	Lothian's map
Fifeshire	FIF		941.33 E3s	Road maps
Fifeshire	FIF		941.33 E6f	Area map
Fifeshire	FIF		941.33 E6gj	Area map
Ford	ARL		941.38/F1 H2s	District map
Forfar	ANG	1827	941.31/F1 H2r	Town map
Forth/Clyde	LKS	17th C.	941.43/G1 H2c	Navigation map

**G**

	County	Year	Call Number	Comments
Galashiels	SEL	18th C.	941.465/G1 H2h	Area maps
Gareloch	DNB		941.37 H2m	District map

Garth	PER	1880	941.32 H2bo	Estate map
Glasgow	LKS	1974	942 E7mt	Street map
Glasgow	LKS	1800	Q942 E2h Vol. 1	Town plan
Glasgow	LKS	1981	Q942 E7br	Town plan
Glasgow	LKS	1968	942 E7ra	Atlas map
Glasgow	LKS	1795	941.43/C4 K2d	Town maps
Glasgow	LKS		941.43 V3w	District map
Glasgow	LKS		941.43/G1 E4k	Directory map
Glasgow	LKS	1885-1886	941.43/G1 E4p	Street map
Glasgow	LKS	1804	941.43/G1 E7bar	Ordnance survey map
Glasgow	LKS	16th C.	941.43/G1 H2a	Post Office directory map
Glasgow	LKS	1650	941.43/G1 H2co	District area map
Glasgow	LKS	1804	941.43/G1 H2d	Survey maps
Glasgow	LKS	1900	941.43/G1 H2g	Ordnance sketch map
Glasgow	LKS	1773	941.43/G1 H2m	Area map
Glasgow	LKS		941.43/G1 H2ma	City plan
Glasgow	LKS	1831	941.43/G1 H2o	Enumeration map
Glasgow	LKS	16th C.	941.43/G1 H2r	City sketch plan
Glasgow	LKS		941.43/G1 H2sa	Village maps
Glasgow	LKS	1848-1849	941.43/G1 K2s	Directory map
Glasgow	LKS	1778	941.43/G1 J2md	City plan
Glasgow	LKS	1808	941.43/G1 N2s Vols. 1-11	City-suburbs maps
Glasgow	LKS	1650	941.43/G1 N2m Vol. 1 Pts.1-2	City-district maps
Glasgow	LKS	1560	941.43/G1 U2L	City plan
Glasgow (Central)	LKS	----	942 E7nb	Town plan
Glass	ABD		941.25/G1 H2g	Parish map
Glen Luce	WIG		941.495/G1 K2r	Parish map
Glenalmond	PER		941.32/G1 J24g	College estate map
Glenbranter	ARL		941.38 H2ma	Area map
Glengarry Glenquoich	& INV		941.21 E5e	Highlands district area map
Glenshee	PER		941.32/G2 H6m	Parish map

Golspie	SUT		941.14/G1 H2gm	Parish map
Govan	LKS	1773-1858	941.43/G2 H2b	Area maps
Greenlaw	BEW		941.455/G1 V3g	Place name map
Greenock	RFW		941.41/G1 E6g	Street map

## H

---

	County	Year	Call Number	Comments
Hamilton	LKS		941.43/H1 H2t	Town maps
Harry	OKI		941.12/B1 H2fj	Inland parish map
Hebrides	ROC	Early	941.5 B2r Vol. 29	Area map
Hebrides	ROC		941 E6gj	Highland villages maps
Hebrides	ROC		941 H2wj	Island maps
Hoddum	DFS	1650	941.4 H25tj Vol. 17 Pts. 1-2	Parish map
Hounam-Linton	ROX	1991	941.47 V3h	Place names location maps

## I

---

	County	Year	Call Number	Comments
Inchaffray	PER		941 B4sc Vol. 56	District map
Invergauld	ABD	1735	941.25/C1 H28m	Estate sketch map
Inverkeithing	FIF	1775	941.33/I2 H2st	Parish map
Inverness	INV	----	942 E7nb	Town plan
Inverness	INV		941.21 H2L	Area maps
lochdar	ROC	1904	941.21/S4 R2L V.2	Ordnance survey map
Iona	ARL		941.5 B2r Vol. 30	Island map
Iona	ARL	18th C.	941.38/I1 H2me	Parish maps
Islay	ARL		941.38 E7r	Island maps
Islay	ARL		941.38 K2b	Island map
Islay	ARL	1848	941.38 K2bcg	Island map
Islay	ARL	1749-1751	941.38 J7r	Island map
Islay	ARL	1654	941.38 H2s	Detailed maps
Isle of Skye	ARL	Early	941.5 B2r Vol. 29	Western portion map

**J**

	County	Year	Call Number	Comments
Jura	ARL		941.38/J1 H2b	Isle maps

**K**

	County	Year	Call Number	Comments
Kilbarchan	RFW		941.41/K1 H2m	Parish map
Kilda	INV		941.21/S2 H2mc	Island map
Kilmarnock	AYR	1828	942 E7f	Town plan
Kilmaurs	AYR		941.42/K2 H2m	Parish map
Kincardine	KCD		941 B4sc Vol. 12	Barony map
Kinross	KRS		941.33 E6k	County map
Kinross-shire	KRS		941.34 H2h	Area map
Kinross-shire	KRS		941.34 H2m	Area map
Kintyre	ARL	17th C.	941.38 H2m	Outline map
Kintyre	ARL		941.38/K1 H2m	Parish map
Kirkcudbright	KKD		941.4 H2mw	Parish map
Kirkcudbright	KKD	1590-1890	941.4 H25tj Ser. 3 Vols. 46-47	Road map
Kirkcudbright	KKD		941.4 H25j Ser. 3 Vols. 46-47	Location map
Kirkcudbright	KKD	1850	941.49/K1 H2mo	Area map
Kirkintilloch	DNB		941.37/K1 H2w	Parish map
Kirkliston	WLN		941.44/L1 H2w	Ordnance survey map
Kirriemuir	ANG		941.31/K1 H2r	Area map

**L**

	County	Year	Call Number	Comments
Lanark	LKS	----	942 E7nb	Town plan
Lanark	LKS	1816	941.43/N2 H2d	Country map
Lanarkshire	LKS		941.43 H2w	County map
Lanarkshire	LKS		941.43 H6c	Ordnance survey maps
Lanarkshire	LKS		941.43 H6c	Several area maps
Leith	MLN		941.445/L1 H2ms	Area maps

Lennox	DNB		941.37 H2ir	District map
Lennox	DNB	1654	941.37/C1 K2m	Area map
Liberton	MLN		941.445/L2 H2g	Ordnance survey map
Loanhead	MLN		941 E6o	Burgh maps
Lochaber	INV		941 H2macm	Clan map
Lochmaben	DFS		941.4 H25tj Ser. 3 Vol. 39	Town maps
Logiealmond	PER		941.32/M2 H2f	District map
Lonmay & Crimond	ABD	1696	941.25/L2 R4L	Parish map

## M

	County	Year	Call Number	Comments
Makerstoun	ROX	1993	941.47/M3 V3r	Place names location maps
Marchmont	MLN		941.445/E1 H2c	District map
Markinch	FIF		941 E6o	Burgh maps
Marnoch	BAN		941.24/M2 K2p	Parish map
Maxton	ROX	1994	941.47/M4 V3b	Place names location maps
Milngavie	DNB		941 E6o	Burgh maps
Monifieth	ANG		941.31/M3 H2m	Parish map
Monklands	LKS		941.43 E2d	Town maps
Monklands	LKS		941.43 E2d	Several area maps
Montrose	ANG		941.3 H25ab No. 8	Parish map
Monymusk	ABD	1720-1774	941.25/M1 H2L	Estate maps
Moray & Nairn	MOR		941.2 H2r	County map
Morebattle	ROX	1991	941.47/M2 V3m	Place names location maps
Morningside	MLN		941.445/E1 H2sc	Location map
Motherwell	LKS	1859-1899	941.43/M1 H2d	Ordnance survey maps
Mull	ARL		941.38 E6mp	Island maps
Musselburgh	MLN		941.445/M1 H2d	Town & area maps

## N

	County	Year	Call Number	Comments
N.E. Scotland	SCT		941 B2ss Vol. 13	Population map
N.E. Scotland	SCT	1890-1975	941 D27dh	Area map

N.E. Scotland	SCT		941 D27r	Parishes county map
Newburgh	FIF		941 E6o	Burgh maps
Northern Scotland	SCT		941 B2g	Area map

## O

---

	County	Year	Call Number	Comments
Oban	ARL	----	942 E7nb	Atlas map
Old Cambuslang	LKS		941.43/C4 H2c	Area map
Orkney	OKI		941.12 H2b	Island maps
Orkney	OKI		941.12 H2f	Area map
Orkney	OKI		941.12 H2t	Islands & parishes maps
Orkney/Shetland	OKI		941.1 H2t	Area maps

## P

---

	County	Year	Call Number	Comments
Paisley	RFW		941.41/P1 H2m	Area maps
Peeblesshire	PEE		941.46 H2b Vol. 2-3	Numerous parish maps
Peeblesshire	PEE	1894-1895	941.46/P1 H2r	Ordnance survey map
Peeblesshire	PEE		941.46 H2r	Parochial locality map
Perth	PER	1968	942 E7ra	Atlas map
Perth	PER	----	942 E7nb	Atlas map
Perthshire	PER	1787-1891	941.3 H25ab	Highland parishes map
Perthshire	PER		941.3 H25ab No. 29	Homestead maps
Perthshire	PER	1785	941.32 H6L	Estate map
Peterhead	ABD	c. 1801	941.25/P1 X2m	Town & parish map
Portlethen	KCD	1856	941.26/P1 K2p	Parish map
Prestwick	AYR		941.42/P1 H2s	Town map
Prestwick	AYR		941.42/P1 H2s	Area maps

## Q

---

No places for this letter.

**R**

	County	Year	Call Number	Comments
Renfrew	RFW		941.41 H2c	Area maps
Renfrew	RFW		941.41 H2me	County map
Renfrew	RFW	1786	941.41/R1 H2du	Area map
Ross	ROC	1719	941 B4sc Vol. 19	Jacobite battle of Glenshiel map
Rothsay	BUT	----	942 E7nb	Atlas map
Roxburgh	ROX		941.47 H2j Vol. 1-4	Area maps
Roxburgh	ROX	1993	941.47/R1 V3r	Place names location maps

**S**

	County	Year	Call Number	Comments
S.W. Scotland	SCT		941 E65q Vol. 3	Area maps
Sanquhar	DFS		941 E6o	Burgh maps
Scotland	SCT	Pre-1830	941 A1 No. 50 1982	County map
Scotland	SCT		941 A3ea	Parochial registers maps
Scotland	SCT		941 A3nm	Parochial records county date maps
Scotland	SCT		941 B4sa Vols. 2-24	County maps
Scotland	SCT	1745-1746	941 B4sc Vol. 23	Prince Charles armies map
Scotland	SCT	1654	941 B4sc Vol. 31	Monks campaign in the Highlands map
Scotland	SCT		941 C4g No. 92	Protestant & Catholic map
Scotland	SCT	1968	941 D24br	Clans of North Scotland map
Scotland	SCT		941 D2sj	Clan Cameron area map
Scotland	SCT	16th C.	941 D2mo	Clans & families maps
Scotland	SCT		941 D27ham	Homelands-lowlands clan map
Scotland	SCT		941 D54c	Country map
Scotland	SCT	1955-1956	941 E4e	Diocesan map
Scotland	SCT	1837	941 E4p	Isle of Man map
Scotland	SCT		941 E6s	Highlands map
Scotland	SCT		941 E6mh	Islands maps
Scotland	SCT		941 E6h	Outline map
Scotland	SCT		941 E5w Vols. 1-2	County maps

Scotland	SCT		941 E7bm No. 1-4	County maps
Scotland	SCT		941 E7wm	Many & various maps
Scotland	SCT		941 E7g 1962	Genealogical atlas maps
Scotland	SCT		941 E7gbo Vols. 1-2	Many parish survey maps
Scotland	SCT		941 H2bro Vol. 1	Southern Scotland border map
Scotland	SCT		941 H2bro Vol. 2	Covenanting Royalist map
Scotland	SCT	Roman	941 H2dur Vol. 1	Area map
Scotland	SCT		941 H2go	Highlands map
Scotland	SCT		941 H2gr	Highland island district map
Scotland	SCT	16th C.	941 H2i	Area maps
Scotland	SCT		941 H2gif	Lordship Isles map
Scotland	SCT	16th C.	941 H2L Vol. 3	Campaign maps
Scotland	SCT		941 H2Li	Canal maps
Scotland	SCT	18th C.	941 H2Lk	Popular disturbance maps
Scotland	SCT	16th C.	941 H2m	Flodden Field battle ground map
Scotland	SCT	17th C.	941 H2mai	Burgh maps
Scotland	SCT		941 H2md	Isle map
Scotland	SCT		941 H2mf	Country maps
Scotland	SCT		941 H2mg	Main demographic zone map
Scotland	SCT		941 H2mh	Route maps
Scotland	SCT	17th C.	941 H2ne Vols. 1-2	Historical & geographical maps
Scotland	SCT		941 H2nh 1--3 Pts.	Early historical maps
Scotland	SCT	17th C.	941 H2nhi	Early area map
Scotland	SCT	16th C.	941 H2re	Scottish diocese boundaries maps
Scotland	SCT		941 H2ri	Western & Eastern Highlands maps
Scotland	SCT		941 H2sf	Northern & Western Islands maps
Scotland	SCT		941 H2su	Urban history maps
Scotland	SCT		941 H2sw	Area map
Scotland	SCT		941 H2ste	Country maps
Scotland	SCT	350-1066	941 H2t	Country maps
Scotland	SCT	16th C.	941 H2t Vol. 3	Area map

Scotland	SCT		941 H25n Vols. 1-4	Various maps
Scotland	SCT	19th C.	941 H6h	Population maps
Scotland	SCT		941 H6L	Industry maps
Scotland	SCT	16th C.	941 H6s	Rural society map
Scotland	SCT		941 H6sb	Clan map
Scotland	SCT		941 K2be Vols. 1-4	Catholic Monastic Church map
Scotland	SCT		941 K2bs	Baptist churches maps
Scotland	SCT		941 K2bur	Medieval church map
Scotland	SCT		941 K2cow	Reformation map
Scotland	SCT		941 K2cs Vols. 1-2	State of Church map
Scotland	SCT		941 K2smi	Old parish churches maps
Scotland	SCT		941 K2o Vol. 1 Pts. 1-2	Ancient parochial maps
Scotland	SCT		941 K2mu	Scottish churches map
Scotland	SCT	1745	941 M2sp	Jacobite risings maps
Scotland	SCT	1689-1692	941 M2hp	Highland war maps
Scotland	SCT		941.1 E6L	Country map
Scotland	SCT		941.1 H2c	Highland maps
Scotland	SCT		941.1 H2pj	Boundary maps
Scotland	SCT	1371-1603	941 N2b	Kingdom map
Scotland	SCT		941.21/H1 R2L	Ordnance survey map
Scotland	SCT	1890-1975	941.2 D27d	N.E. area map
Scotland	SCT		941.2 H6c	N.E. parish map
Scotland	SCT		941.4 B5r	Southern counties map
Scotland	SCT		941.4 E6p	Clyde Basin area maps
Scotland	SCT		941.4 H2p	S. Highlands map
Scotland	SCT	1896	Q941 E7m	Shire maps
Scotland	SCT		Q941.1 H6m	Clans maps
Selkirk	SEL	16th- 18th C.	941.465 H2f	Town maps
Shetland	SHI		941 A1 No. 18	Island map
Shetland	SHI		941.1 H2L	Isles map
Shetland	SHI		941.11 E2j	Island map
Shetland	SHI		941.11 E6f	Island map

Shetland	SHI	Pre-1855	941.11 K27b	Parish map
Smailholm	ROX	1994	941.47/S1 V3r	Place names location maps
Solway-Firth	DFS	1962-1963	941.4 H25tj Ser. 3 Vol. 41	Bay map
Sprouston Lempitlaw	ROX	1992	941.47 V3s	Place names location maps
St. Andrews	FIF	----	942 E7nb	Atlas map
St. Monance	FIF		941 E6o	Burgh maps
Stichill-Hume	ROX	1994	941.47/S2 V3r	Place names location maps
Stirling	STI		941.36 U2a	Parish map
Stirling	STI	1760	941.36/S1 H2m	Area map
Stirling	STI	1760	941.36/S1 N2r Vol. 2	Burgh map
Strachur	ARL		941.38 H2ma	Parish map
Strathblane	STI	1886	941.36/S2 H2s	Parish map
Strathbogie	ABD	1696	941.2 R4m Vols. 1-2	Presbytery map
Strathclyde	LKS		941 H2wt	Region maps
Strathclyde	LKS	18th C.	941 H2wfr	Region maps
Sutherland	SUT		941 A1 No. 51	County map

## T

---

	County	Year	Call Number	Comments
Teviotdale	ROX	1887	941.47 H2o	Area maps
Teviotdale	ROX	1654	941.47/T1 H2o	Atlas map
Tiree-Coll	ARL		941.38 E6m	Island maps
Tollcross	LKS		941.445/E1 H2t	Area maps
Tranent	ELN		941 E6o	Burgh maps

## U

---

	County	Year	Call Number	Comments
Upper Deeside	ABD		Q941.25 E26w	O.S. place names maps

## V

---

There are no places for this letter.

## W

---

	County	Year	Call Number	Comments
West Lothian	WLN		941.44 E2w	Ordnance survey map
West Lothian	WLN		941.44 H2h	County map
Whitburn	WLN		941 E6o	Burgh maps
Whittingehame	ELN		941.45/W1 H2L	Ordnance Survey map
Wick	CAI	----	942 E7nb	Atlas map
Wishaw	LKS	1860-1913	941.43/W1 U2d	Ordnance survey map
Woodside & Newhills	ABD		941.25 H2m	Parish maps

## Y

---

	County	Year	Call Number	Comments
Yetholm	ROX	1992	941.47/Y1 V3y	Place names location maps

## Z

---

There are no places for this letter.

# VERT FILE Scotland - Vital Records

## SCOTTISH RESEARCH: USE OF PARISH NUMBERS IN CIVIL REGISTRATION

When you are researching in Scottish parish records, it helps to know that each parish in Scotland was assigned a number. The numbering began in the far north of Scotland, so the numbers increase going south. In some cases, the numbers have changed over the years. The Family History Library Catalog (FHLC) does not contain a list of the parish numbers. A complete list of the numbers from 1855 to 1955 is on microfilm number 233820.

The Register of Scottish Civil Registration contains lists of parish numbers by county. This register is available on microfilm number 559269. It will soon be produced on microfiche. We will notify the family history centers as soon as the microfiche register is available.

You must know the number of the parish where an event took place in order to search civil registration records. For example, suppose you want to find the birth records of a child born in 1856 in Chapel of Garioch, Aberdeenshire, Scotland. First, search the Register of Scottish Civil Registration. Look up the county or shire. When you locate Aberdeenshire, you will find the following list:

### Aberdeenshire

No.	Parish	No.	Parish
168	Aberdeen	176	Bourtie
169	Aberdour	177	Cabrach
170	Aboyne	178	Cairnie
171	Alford	179	Chapel of Garioch
172	Auchindoir and Kearn	180	Clatt
173	Auchterless	181	Cluny
174	Belhelvie	182	Coull
175	Birse	183	Crathie and Braemar

Chapel of Garioch is parish number 179. Now you must find the number of the microfilm that contains the actual certificates. Following the list of parishes and their numbers is a list of the microfilm numbers for birth certificates arranged by year and parish number. The list looks like this:

## Births

Year Parish Nos. Film No.

1855 168-183 103350

1855 184-222 103351

1855 223-249 103352

1856 168 256459

1856 169-196 256460

1856 197-222 256461

Year Parish Nos. Film No.

1856 223-249 256462

1857 168-176 280423

1857 177-218 280424

The birth certificates for 1856 from Chapel of Garioch, parish number 179, are on microfilm 256460.

## USE OF PARISH NUMBERS IN CENSUS CORDS

Looking up the parish number is not critical in searching census records. Consult the register of Scottish census records on microfiche 6020420. Follow the instructions at the beginning of the fiche. You will find:

## Scotland Census

County	Year	Parish	Nos.	Film #
Aberdeenshire	1851	Aberdeen City	168A	103625
"	"	"	168A	103626
"	"	Old Machar	168B	103627
"	"	A-Cra	169-183	103628
"	"	Cri-F	184-197	103629
"	"	G-K	198-213	103630
"	"	L-M	214-224	103631
"	"	N-O	225-230	103632

From this chart you can see that Chapel of Garioch falls in the A-Cra parish grouping. The film number you need is 103628.

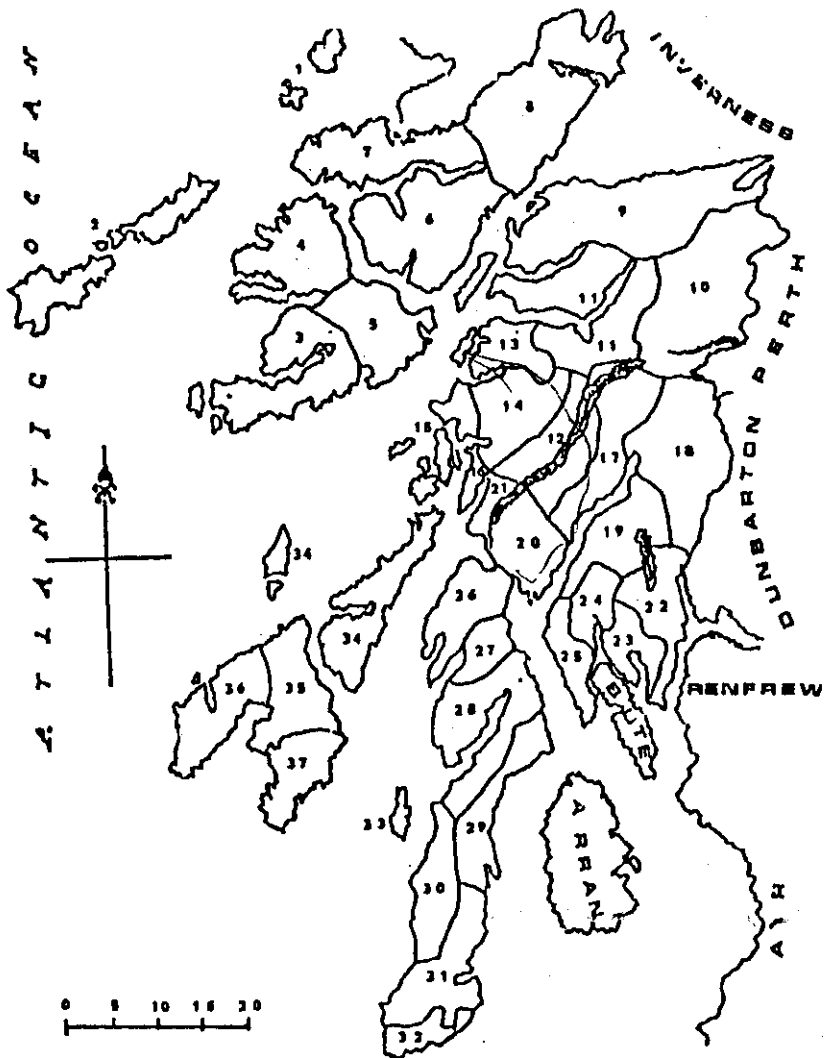
## SCOTTISH RESEARCH PAPERS

For further information about Scottish research, consult the new research paper, *Guide to Genealogical Research in Scotland* (PRGS 2100). You can order this paper from the Salt Lake Distribution Center for \$ 4.75, which includes postage and handling.

# ARGYLL

## PARISHES

1. Small Isles (part of) - No Regs
2. (551) Tyree and Coll - 1775
3. (542) Kilfinichen & Kilvickeon - 1804
4. (544) Kilninian & Kilmore - 1766
5. (550) Torosay - 1772
6. (528) Morvern - 1803
7. (505) Ardnamurchan (part of) - 1829
8. (520) Kilmalla (part of) - 1773
9. (525) Lismore & Appin - 1758
10. (512) Glenorchy & Inishail - 1653
11. (504) Ardchattarg & Muckalyn - 1759
12. (517) Kilchrenan & Dalavich - 1751
13. (523) Kilmore & Kilbride - 1782
14. (524) Kilninver & Kilmelford - 1785
15. (515) Kilbrandon & Kilchattan - 1782
16. (508) Craignish - 1755
17. (513) Inveraray - 1653
18. (527) Lochgoilhead & Kilmorich - 1692
19. (534) Strachur & Strathlachlan - 1764
20. (511) Kilmichael Glassary - 1750
21. (521) Kilmartin - 1747
22. (510) Dunoon & Kilmun - 1744
23. (514) Inverchaolain - 1737
24. (522) Kilmodan - 1737
25. (518) Kilfinan - 1728
26. (530) North Knapdale - 1779
27. (533) South Knapdale - 1771
28. (516) Kilcalmonell & Kilberry - 1777
29. (531) Saddell & Skipness - 1756
30. (519) Killeen & Kilchenzie - 1762
31. (507) Campbelltown - 1659
32. (532) Southend - 1768
33. (537) Gigha & Cara - 1792
34. (539) Jura & Colonsay - 1704
35. (536) Killarrow & Kilmeny - 1736
36. (540) Kilchoman - 1821
37. (541) Kildalton - 1723



# The Clans of Scotland



## APPENDIX B

### LATIN WORDS AND PHRASES USED IN LEGAL DOCUMENTS IN SCOTLAND

Abavus: a great-great-grandfather.  
Amita: a father's sister; an aunt.  
Atavus: a great-great-great-grandfather.  
Avia: a grandmother.  
Avunculus: a mother's brother.  
Avunculus magnus: great-uncle on the mother's side.  
Consobrinus: a cousin (strictly on the mother's side) see also *patrueilis*.  
Cum brevi regio incluso: with the royal brief included.  
Filius: a son.  
Filius fratris: a nephew (brother's son).  
Filius sororis: a nephew (sister's son).  
Frater: a brother.  
Germana: a full sister.  
Germanus: a full brother.  
In curia balivatus: in the bailie's court.  
Jurati dicunt magno sacramento interveniente: having been sworn under the great oath.  
Lator praesentium: bearer of these presents.  
Loco die mensis et anno praedictii: (with the) place, day of month and year as aforesaid.  
Mater: a mother.  
Matertera: a mother's sister.  
Nepos: a grandson; a nephew.  
Neptis: a grand-daughter.  
Obiit ad fidem et pacem S.D.N. [Supremi Domini Nostri] regis: died at the faith and peace of our sovereign lord the king.  
Pater: a father.  
Patrueilis: a cousin on the father's side.  
Patruus: a father's brother.  
Patruus magnus: a great-uncle on the father's side.  
Praetorium: courthouse.  
Proavia: a great-grandmother.  
Proavus: a great-grandfather; a grandfather's or grandmother's father.  
Probos et fideles homines patriae: worthy and faithful men of the district.  
Pronepos: a great-grandson.  
Sobrinus: see *Consobrinus*.  
Soror: a sister.  
Tritavus: great-great-great-great-grandfather.  
Vicecomitatu: sheriffdom.

## APPENDIX C

GLOSSARY OF TERMS FOUND IN EARLIER LEGAL AND  
OTHER DOCUMENTS

Fuller accounts of the underlisted words and phrases will be found in the works listed in the bibliography under *Legal, Ecclesiastical and Trade Terms*.

Abbreviate of adjudication: an abstract of a decree of adjudication; it contains such details as the names of debtors and creditors of the lands adjudged and the amount of the debt.

Agnates: persons related through the father.

Aiker: an acre. *Aiker dailis*: land divided into acres and let or feued.

Allenarly: only. It prevents a life rent being construed as a fee.

Allodial: of land held absolutely, without acknowledgement to an overlord; not held under any feudal tenure, e.g. church property.

Annual rent: interest on money which has been lent.

Attour: (prep.) over, out of, above, besides, in addition to; (adv.) farther off or out, across, apart, besides, in addition.

Avail: worth, value. *Avail of marriage*: the sum payable to a superior by the heir of a deceased ward vassal on his becoming of marriageable age (abolished 20 Geo. II).

Averment: positive statement, affirmation; proof of.

Bailie, (baillie, etc.): the baron's deputy in a burgh of barony; a municipal magistrate or officer (corresponding to the English alderman); a person who looked after river fisheries; a man or boy in charge of the cows on a farm.

Barony: lands held of the crown and erected into a barony, with civil and criminal jurisdiction within its bounds.

Bateing: providing refreshments.

Batt: a term used in plumbing, etc.

Bear, (bere, beer, bar): a kind of barley; a festival celebrating the stooking of the bear.

Beastial: cattle, animals.

Bigging: a building.

Biggit: (adj.) built.

Birlymen: ground officers; those who assessed damages; referees.

Blair: part of flax used in manufacture.

Blanch-duty: a duty paid in kind or money in lieu of rent.

Bloodwytte: a fine imposed for drawing blood.

Boll: a dry measure of varying amount; a measure of grain equivalent to six bushels.

Bond: in Sc. law usually related to money lent on the security of land, thus more equivalent to a mortgage in England. *Bond of caution*: a bond by which someone acted as security for another; a *heritable bond* gave power to enter into possession and receive rents to recover payment. *Bond of thirlage*: in Sc. law a condition of servitude

or state of obligation, in which the tenants of lands or persons living in certain areas are bound to use only a particular mill, forge, etc., particularly at a later period of the obligation to have their corn ground at a particular mill (originally that of the lord or his assignee) and pay the recognized consideration (multure q.v.) or dues in lieu.

Bord: board.

Brewarie: brewery.

Brieve: a legal writ; an official document; a warrant issued from Chancery authorizing an inquest by a jury, such as for a service of an heir.

Brother-bairn: literally a brother's child, but used to signify the child of an uncle, denoting the relation of a cousin.

Browdenster: an embroiderer.

Burgage: a tenure in a royal burgh in which property was held direct of the Crown.

Burgh: a town. *Burgh of barony*: a town lying within a barony and in which the courts of barony were held. *Burgh of regality*: the head town of a regality.

Burghal aikers: acres belonging to a burgh.

Burrow: burgh, borough. *Burrow mailles*: rents due to or levied by a burgh.

Bye: (prep.) beyond.

Bygane: past.

Byre: cowhouse.

Cachepool: a tennis court.

Caddie: a boy who ran errands; a young fellow; a junior officer.

Cain (kain): a custom or rent paid in kind.

Caitchpoole: see *cachepool*.

Cattband: the name given to the strong hook on the inside of a door or gate and fixed to the wall, keeping it shut.

Cautioner: a surety, e.g. in the confirming of a testament.

Cess: a land tax.

Chamberlain: an officer-of-state concerned with royal burghs and the conduct of their magistrates.

Charter of resignation: the means by which a feu was reconveyed to another vassal.

Chassnutree: chestnut-tree.

Clare constat, precept of: the deed to the heir of a tenant granted by the superior. It was followed by a sasine.

Closs: a close, a street.

Clouer: clover.

Cnow: a hill.

Coal heuch: a coal-pit.

Coble: (n.) a rocking motion; a see-saw or titter-totter; (v.) to rock; to play see-saw; to cause to rock.

Coble (cobble, cowble): (n.) a small flat-bottomed rowing boat mainly used for river or lake fishing; a ferry boat.

Co-heir of provision: one of several heirs having a right by will or settlement.

Collateral: strictly in legal succession confined to brothers and sisters, but sometimes used to include descendants of collaterals and brothers and sisters of ascendants.

Commissariot (Commissariat): a court mainly concerned with the confirmation of testaments.

Commissary: a judge in the commissary court. His judicial powers included the confirmation of testaments and matters of nullity in actions for divorce, etc.

Compear: (of a defender) to appear in an action.

Compter: accountant.

Condescence: that part of a pursuer's written pleading which contained the statement of facts on which he relied.

Confirmation: the completion of the probate of a testament by the executors.

Conquest: the comprehensive name for an inheritance acquired by purchase or gift and not by inheritance. The heir of conquest was not necessarily the heir of line.

Cousin-red: kinship.

Cruive (cruve): a box or inclosure made of spars and placed across a river generally in a dam or dike, to trap fish which enter into it.

Cruize (crusie): a lamp, lantern.

Cum (come, kum): a bend, curve of a crook; the angle made by certain tools when held in working position with the user's hand or body; a thaw; a tub, e.g. a milk-cum or -kim; a large ladle for baling out a boat.

Curator: an administrator of another person's affairs, either one nominated in a testament or appointed by the court; the curator to a minor or idiot (equivalent to the English guardian).

Customer (custer): a custom-house officer.

Dail: deal, share.

Dative: appointed by the court instead of by the testator; the decree dative is the technical name given to the decree of the commissaries conferring on an executor (not being an executor-nominate) the office of executor (Bell's Dict. Laws Scot. (1890) p. 294). *Executor dative*: the executor appointed by the decree-dative; *tutor-dative*: a tutor, the guardian of a minor appointed by the court where there is no *tutor-nominate* or *tutor-at-law*.

Decreet: judgement, decree of a court of law.

Decreet arbitral: the final sentence of an arbitrator.

Defender: the defending party in a civil action.

Diligence: a warrant issued by a court to ensure the attendance of a witness or the production of some document; the process under which a person's lands or effects are attached on execution or (in Sc. law) in security for a debt; (v.) to sue or prosecute for debt.

Discharge: (Sc. law) forbid.

Dispone: (in Sc. law) to assign, make over or grant; to convey land, before 1869 an essential word in any valid conveyance of land; *to dispone upon*: to dispose of.

Disposition: (in Sc. law) a deed of conveyance and assignation of property.

Dominum directum: (in Sc. law) the right retained by the superior in all feudal grants; the *dominum utile* is that which the vassal acquires.

Doucat: a dove-cote.

Eikit: added.

Eschapat: to escape.

Executor dative: an executor appointed by a magistrate or court (see also Testament and Dative).

Executor nominate: an executor named by the testator.

Exerce (exerse): to carry out duties (e.g. of an office); to act; (n.) an exercise, function.

Expede: (in Sc. law) officially to issue (a document, etc.) to write out the principal writ and have it sealed, signed, etc.

Extent, old: see Old extent.

Feal: fee.

Fee: a servant's wages; a hiring-fair or market; *very fee*: full wage.

Feu: a perpetual lease.

Fennies: see *Tennies*.

Ferne: rent, duty.

Fiars: prices for grain 'struck' annually in each county on which the stipends were calculated. *Fiars Court*: originally formed to fix the value of Crown rents.

Firlot (firlat, -let, etc.): a measure for grain, the fourth part of a boll and equivalent to four Sc. pecks; the vessel in which a firlot was measured.

Firr: fir, fir-tree.

Flitting and removing: moving to another house or dwelling.

Forethocht: premeditated.

Foss: a pit for drowning culprits; the right of dealing with them in this way.

Free-ish and -entry: the right of way to or from a property.

Garbal teind: the tenth sheaf of the cut corn to which the rector of a parish was entitled.

Gavill: a gable.

Goofing: underpinning.

Graith: apparatus, furnishings.

Grandsher (gransher, etc.): a great-grandfather; an old man (see *guidsire*).

Guidsire (gudesirr, etc.): a grandfather; *great gudsire*: a great-grandfather (see also *gutcher*).

Gutcher (gou(t)cher, gowcher, geetcher): a grandfather; a relation, a cousin.

Habit and repute: (in Sc. law) 'held and reputed' (to be of a certain reputation); in the law of theft it means 'having the reputation of being a thief'; in civil law it means the reputation of being married, such a reputation combined with cohabitation constituting an irregular marriage.

Hail: all, the whole of.

Heir: without qualification means the nearest heir-at-law. *Heir Male and of Provision*: service in these terms signifies that the lands are destined to the heir male general not merely to male descendants, that is, the heir may be a collateral male or an ascendant: *Heir Male of the Body and of Provision*: service when lands are destined to male descendants excluding all female descendants and the issue of all females: *Heir of Conquest*: real property acquired by purchase or otherwise than by inheritance (e.g. by gift) was known as 'conquest'. Where a man died childless and intestate his conquest went to his immediate elder brother (or to his issue) and heir of conquest. *Heir of Entail, Tailie or Talzie*: an heir who succeeds under the destination of an entail. *Heir of Line*: means simply *heir*, that is, the nearest heir-at-law. *Heir cum Beneficio Inventarii*: an heir who doubted his predecessor's solvency might submit an inventory of the latter's real property and by doing so obtain exemption from liability beyond the value of that property. *Heir of Provision*: an heir whose right lay in a settlement or will in the Scottish form. *Heir Portioner*: one of a number of females (or their issue) succeeding jointly.

Herezeld: heriot, the best horse or ox or other animal of a vassal which became the property of his lord on his death.

Heritor: strictly any landowner; in practice, a landowner liable to contribute to upkeep of the parish church.

Hutch: a measure of coals which contained two Winchester bushels.

Ilk: same (name, place or landed estate) particularly in *of that ilk* (of the same - name etc.) used after the surname to distinguish the senior from cadet branches of landed families.

Indweller: an inhabitant, resident, occupant, one who lives in a place (in Scotland 'of' implies 'heritable proprietor of'; a person living in a place would be described as 'in', e.g. John Ogilvie in Kirriemuir).

Incidents: refreshments.

Infangthef: the right of judging and punishing a thief caught 'within the fang', i.e., within the limit of the estate to which the right belonged.

Interdict: judicial prohibition, comparable with an injunction in England.

Intromit with: to handle or deal with, such as funds or property.

Investiture: the process by which a person is vested with a right to lands.

Ish: termination, lease: issue, means of exit. See also *free-ish* and *entry*.

Kain: see *Cain*.

Kest: to cast.

Knaveship: a small due in meal which by established custom was paid to the undermiller.

Knocking stock: a crude kind of mallet, sometimes called a knocking-mell, used in beating the hulls of barley.

Kum: see *cum*.

Ky: cows.

Labouring: tilling.

Laigh: low.

Lair: a grave, particularly a burial plot in a graveyard.

Lamb: Lammas, Candlemas.

Letter: (in Sc. law) a writ or warrant issued by the court of session under the signet, which contained a narrative of the facts and an order that certain things should be done by the addressee.

Ley (lea): untilled ground, ground left fallow.

Liferent: property held for a lifetime which cannot be disposed of further by the holder.  
 Lister (lister): a dyer of cloth; (v.) to dye, follow the trade of a dyer.

Mail: rent.

Mail-land: land unit containing three soums (q.v.).

Maress: marsh.

Mark (merk): an old Scottish coin worth about 1s 2d sterling (1946).

Martinmas: a term-day in Scotland, 11th November.

Meal: oatmeal.

Mercate: market.

Merchet: a marriage tax; *merchets of women*: taxes paid at marriages on behalf of the women.

Merkland: land so called because the duty paid on it to the sovereign or superior was one merk.

Milln (milln(e), myln): a mill.

Missue: a missive.

Monie: many.

Moveable estate: property not heritable, which in consequence passes to the next of kin instead of to the heir-at-law.

Muir: a moor.

Multure: the duty, in the form of a proportion of grain, taken by the proprietor or tenant of a mill on all corn ground in it; *multure court*: the court which fixed this share; *multure*: the tacksman of a mill, a miller.

Nevo (nevo, nefo, nevey, etc.): Scottish forms of nephew.

Octo: a measure of arable land, an eight part of a *Pennyland* (q.v.).

Oe (o, oi(e), oy(e), oey): a grandchild; a nephew.

Orchyard: orchard.

Oun: oven.

Outfangthef: the right of judging and punishing a thief caught outside the jurisdiction of the lord (see also *Infangthef*).

Outputter: a person who passes counterfeit coins.

Oy: see *oe*.

Passive title: denotes legal position of someone who is held liable for the debts of a deceased person because of interference in his property.

Patestones: the steps at the corner of a roof of a house to facilitate climbing to the top.

Pend: a covered entry.

Pendicle: (in Sc. law) an adjunct, accessory of privilege pertaining to heritable property or land; *all parts pendicles and pertinents*: everything forming part of or connected with the lands being conveyed (other than the regality).

Pennyland: a division of land in parts of Scotland once under Norse occupation, also arable land in Galloway and in most parts of the Highlands still reckoned in pence, farthings and octos, the average extent being about eight or nine acres.

Penny wedding: a wedding at which the guests gave a small sum of money towards the food and drink, any balance being handed over to the bride and bridegroom.

Pit and gallows: the right of punishing by hanging or drowning.

Plewed: ploughed.

Poining: rounding up (stray animals, etc.).

Possess: (in Sc. law) to occupy as a tenant; seizure of movables, cattle, etc., for payment of debt; to lease; *possessory judgement*: the legal rule under which a tenant of at least seven years standing cannot be turned out by another claimant other than by an action of reduction in court (see *quots*).

Pot: a dungeon; the rights of imprisoning.

Precept of sasine: a written order for the delivery of land or property as described in it.

Probative: (in Sc. law, generally in combinations) *probative document - writ - writing, etc*; a document which contains its own evidence of authenticity and validity.

Procurator Fiscal: a solicitor or lawyer practising in a lower court.

Procuratory: (in Sc. law) the authorization of one person to act for another.

Procure: (in Sc. law) to persuade or induce someone to do something criminal.

Provision: see *Heir Male and of Provision*.

Pupil: a child up to 12 (girl) and 14 (boy).

Pursuer: plaintiff, person suing in an action.

Qu-: wh-

Quha: who.

Quhytt: white.

Quot: a twentieth part of a deceased person's estate, previously paid as duty to the commissaries on confirmation of a testament.

Racked: strained.

Reduce: annul or set aside by legal process.

Regality: a territorial jurisdiction granted by the sovereign, with lands given *in liberam regalitatem*, those to whom it is granted being styled *Lords of Regality*; the territories over which this right existed.

Relief: (in Sc. law) a payment made by the heir of a deceased vassal to the superior in recognition of his legal succession to the deceased vassal.

Reset: the crime of receiving stolen property, knowing it to be such.

Resignation: see *Charter of Resignation*.

Retour: the return of extract of a decision sent to Chancery by a jury on an inquest declaring their decision as to heirship; the verdict of a jury.

Roup: an auction.

Sak: a plea of suit at law; the right to judge in law suits; jurisdiction in matters of dispute.

Sasine: a method of investiture in lands in accordance with ancient laws in which the presenting or delivering of earth and stone (and sometimes other symbols) was made.

Sclate: slate.

Sconcing: bevelling the scuntions of a window.

Scuncheon (scuntion, scontion, skimshion): the internal return or reveal of a window or door case, the inner edge of a window or doorjamb.

Seasin: see *Sasine*.

Sederunt, Acts of: the procedural rules drawn up by the court of session judges in accordance with their statutory powers; the acts by which lands were resigned into a superior's hands.

Sequels: small amounts of corn or meal given to the servants at a mill as fees in addition to what was paid to the multerer (q.v.).

Sett (set): a letting or lease, synonymous with a *tack*: the pattern of cloth, especially of tartan.

Sickerly: surely, certainly, smartly, earnestly.

Shaw: a wood.

Sheriff: a former judicial and administrative officer, once hereditary; his duties were mainly carried out by the sheriff-depute.

Sheriff Depute: the principal administrative office in a county or sheriffdom, now obsolete.

Silver rent: rent paid in money and not in kind.

Sister-bairn: literally the child of a sister, but used to signify the child of an aunt in denoting cousin relationship.

Smethy (smiddy): a smithy.

Soccage: the tenure by which land was granted to a vassal on condition of his cultivating other lands belonging to the granter, in lieu of the performance of military service.

Sok: a jurisdiction; the district of such jurisdiction.

Sorners: gangs of vagrants.

Soum: a unit of grazing; a term expressing the proportion of cattle or sheep to a pasture. A *soum of sheep*: five, or in some districts, ten sheep.

Spait: flood.

Spulzie: the act of despoiling; spoliation; self-help.

Stading (stedding): a piece of ground set apart for building upon.

Stobb: a post, a stout piece of wood for driving into the ground.

## IN SEARCH OF SCOTTISH ANCESTRY

Stoop: a post or support fixed in the ground or in other ways fixed in its position.  
Subtack: sublet.  
Sucken (or thirl): dues paid at a mill; the feudal jurisdiction having its own mill at which the tenants were bound to have their grain ground (see also *multure*).  
Superior: the grantor of land to a person, who became his vassal, in return for the perpetual payment of feu-duty.  
Swey: a movable instrument made of iron, rectangular in shape, fastened to one of the jambs of the chimney, from which kettles and pots were suspended over the fire.

Tack: a lease.  
Tacksman: one who holds a lease.  
Talzie: see *Heir of Entail, Tailie or Talzie*.  
Teind: a tithe.  
Tenement: a house; a building containing several separate dwellings.  
Tenendry: tenants; land occupied by tenants.  
Tennandry: service in harvest; labour on the roads of a barony exacted by the lord from his tenants.  
Tennies: slaughter-house.  
Terce: a life-rent allowed by law to a widow, being the third of the heritable subjects possessed by her husband on his death, provided the marriage has lasted for a year and a day or that there is a living child of it.  
Terce land: land, the rent of which is assigned to the widow as her terce.  
Testament: a will or administration; *Testament Testamentar* is one made by the testator; *Testament Dative* exists when a person dies intestate and an executor is appointed by the court.  
Thame: them.  
Theme: the right by which a person in whose possession stolen or looted property is found to name the person from whom he received it.  
Thirl: see *sucken*.  
Thole: the right of an owner to exact custom or payment for goods being taken through his land.  
Threedmiln: treadmill.  
Tocher: the dowry or marriage portion of a wife.  
Tutor: a guardian appointed for a minor; tutors are frequently designated after the estate of a minor. *Tutor Dative*: one appointed by a court. *Tutor nominate*: one designated in a will. *Tutor-at-law*: one having a legal right of appointment.  
Tyking: ticking, a linen used for making mattresses or beds, etc.

Uent: a vent, chimney.  
Umquile: former, late.  
Unco: (adj. and adv.) extreme(ly), unusual(ly), strange(ly); (n.) a stranger.  
Unlaw: any transgression of the law; an act of injustice, an injury; a fine; a law which has no real authority.  
Uterine: born of the same mother but different fathers.

Vassal: a tenant holding lands under a lord.  
Vitious intromission: the unwarranted dealing with the movable estate of a deceased person.

Wadset: a pledge of land with right of recovery by the debtor on payment.  
Waith: a waif.  
Walkmylne: a fuller's mill.  
Wobster (wobstar): a weaver.  
Wrak: wreck; whatever is thrown up by the sea; seaweed; trash, refuse of all kinds.  
Writer: a solicitor.

Yard: a garden.  
Yett: a gate.

## Other Resources - Scotland

Parish Maps in Each of the Counties of Scotland  
<http://www.scotlandsfamily.com/parish-maps.htm>

Register of births, marriages and deaths of Scotland, 1855-1956  
Film Number (0599269)

Index to the parishes in Scotland : alphabetically arranged : selected from "Detailed list of the old parochial registers of Scotland"  
Film Number (6020420)

A street index compiled from the 1851 census returns of cities in Scotland  
Film Number (599787)

Introducing Scottish genealogical research Whyte, Donald.  
HBLL Call number CS 463 .W45 1979

Researching Scottish Ancestors: How the General Register Office for Scotland can help research Scottish ancestors  
<http://www.gro-scotland.gov.uk/famrec/>

Scottish handwriting, 1150-1650 : an introduction to the reading of documents Simpson, Grant G  
HBLL Call Number Z 115 .S3 S55

Scottish History Timeline  
<http://www.undiscoveredscotland.co.uk/usfeatures/timeline/index.html>

National Library of Scotland  
<http://www.nls.uk/index.html>

Scotch-Irish family research made simple Campbell, R. G.  
HBLL Call Number CS 49 .C35