

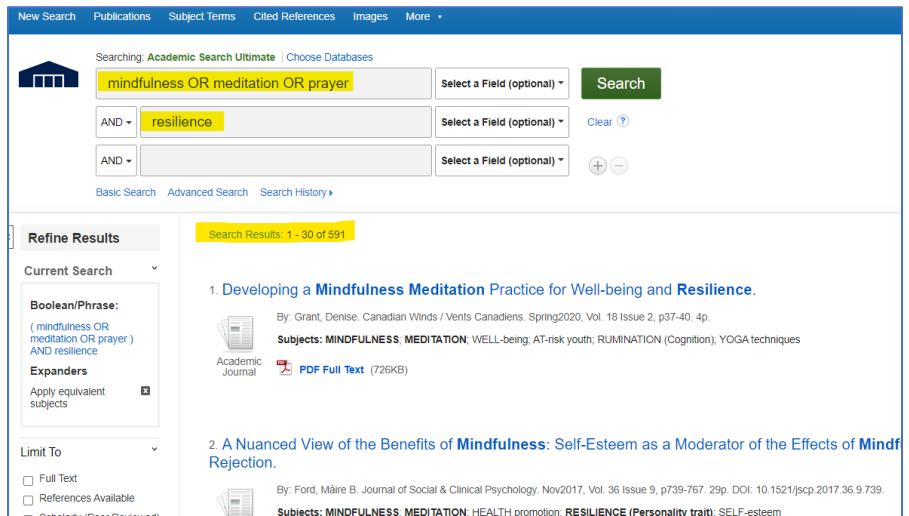
Writing 150 Winter 2022 Library Homework

Please turn this in (see link on #5) two days before your first class research session. Feel free to watch supplemental videos about the research process at [YSearch](#).

If you have any questions or concerns about how to complete this homework, reach out to the research consultants at rw@byu.edu.

1. Narrow your topic by watching [this video](#). Find your keywords by completing [this activity](#).
2. Learn how to use library databases by watching [this video](#). Learn how to use Boolean logic by watching [this video](#).

3. Do a search in the database [Academic Search Ultimate](#) (click on “Research Tools” link for database access) and screenshot* your results. Make sure we can see the specific keywords you used as well as how many results you got. Save your file** using this labeling:



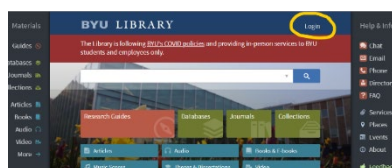
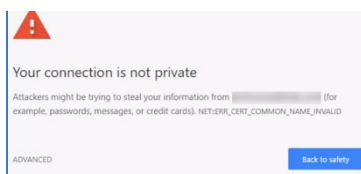
Firstname Lastname Professor Lastname
Ex: Neville Longbottom Professor Sprout

4. [Sign up](#) for a RefWorks account and [import](#) 2 sources.
5. Submit your work through this [link](#).

*To take a screenshot, look for the function key at the top of your keyboard that is labeled “print screen” or “prt sc.” You can also use a snipping tool from your computer.

**Files types supported: .jpg, .png, .gif, .pdf, .doc., .txt, .odt

If you get an error like this, you can try the following:



1. Use an [incognito](#) tab.
2. [Clear your cookies](#).
3. Log into the library.

Still having access issues? [Chat](#) with the Research and Writing Center research consultants.